

## 1. Data Summary and Key Messages

### Local Summary (Hospital ED Visits):

The aggregate trend in emergency department (ED)<sup>1</sup> visits for respiratory-related complaints<sup>2</sup> at local LGLDHU hospitals continues to be lower than normal. The same trend has been observed for Ontario overall. After an uptick in respiratory-related complaints at LGLDHU EDs last week, visit counts have stabilized again. Currently, respiratory-related complaints account for 6% of LGLDHU hospital ED visits.

### Highlights & Key Messages:

#### LGLDHU Case Summary (all cases):

- 311 lab confirmed cases including 43 deaths in LGLDHU<sup>3,4,5</sup>:
  - ◊ Community cases: 67 (22%)
  - ◊ Healthcare worker cases 67 (22%)
  - ◊ Long-term care/retirement residence cases 177 (57%)
  - ◊ <1% increase in lab confirmed cases since last report
  - ◊ Lab confirmed case positivity rate is 9% with 3,357 tests done to date
  - ◊ 4 current COVID-19 related outbreaks in long-term care facilities
  - ◊ Cases geographically spread across region (17/21 municipalities reporting cases)
  - ◊ 68% of cases are female
  - ◊ Median age of cases is 74-years (min = 2, max = 104)
  - ◊ 3% < 19-years, 14% 20-44 years, 20% 45-64 years, 63% 65+ years
  - ◊ 12% of cases hospitalized, 14% of hospitalized cases required ventilation
  - ◊ 31% of cases recovered

#### LGLDHU Deaths Summary:

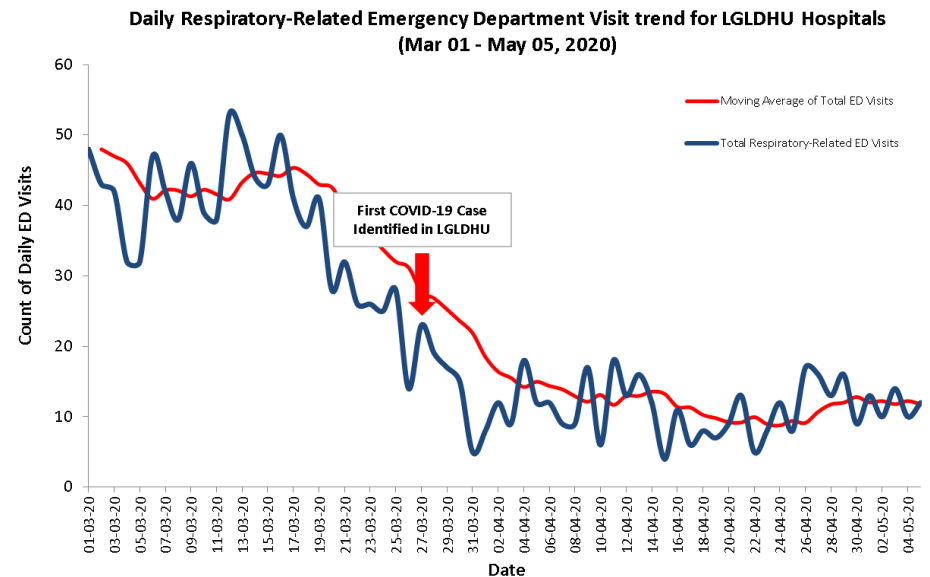
- 43 deaths (40 long-term care, 3 community)
  - ◊ Case fatality rate is 14%
  - ◊ Median age of deaths is 86-years (min = 56, max = 100)
  - ◊ 95% of deaths occurred in population aged 65+ years
  - ◊ 63% of deaths were female
  - ◊ 28% of deaths occurred in hospital

#### Provincial:

- 18,722 confirmed cases (8,790 investigations) including 1,429 deaths in Ontario.
  - ◊ 2% increase in lab-confirmed cases since last report
  - ◊ 6% cases hospitalized
  - ◊ 21% of hospitalizations transferred to ICU, 17% required ventilation

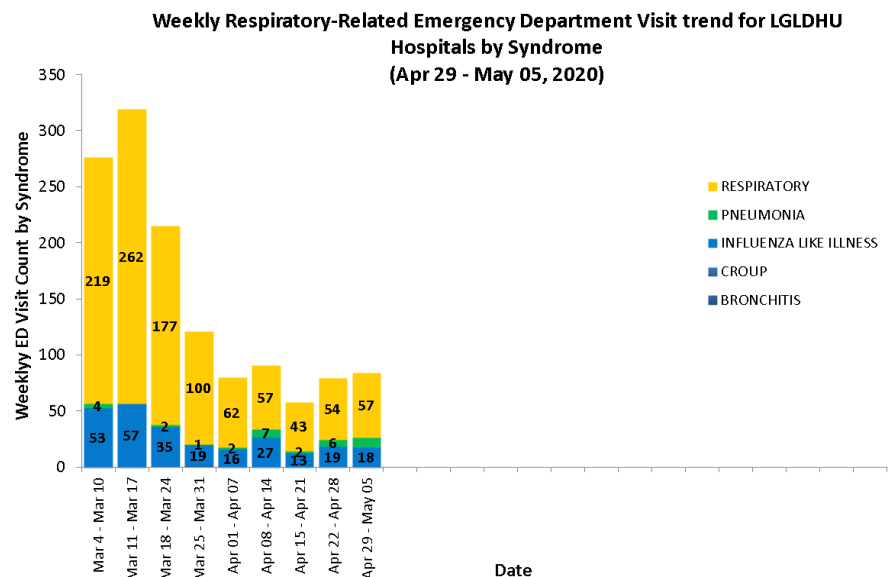
For more information visit: <https://healthunit.org/coronavirus/>, call the *Infectious Diseases Line* at 613.345.5685 (ex 2222) or contact the epidemiologist at [epi@healthunit.org](mailto:epi@healthunit.org)

## 2. Respiratory Related ED Visits to LGLDHU Hospitals<sup>1</sup>



Source: Acute Care Enhanced Surveillance (ACES), KFLA 2020, LGLDHU Data.

## 3. Respiratory Related ED Visits by Syndrome



Source: Acute Care Enhanced Surveillance (ACES), KFLA 2020, LGLDHU Data.

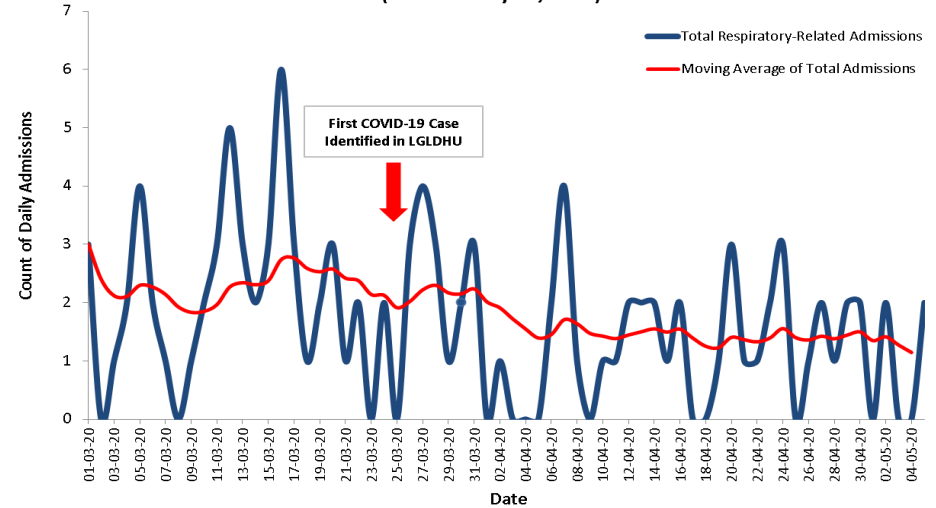
### 4. Data Summary and Key Messages

#### Local Summary (Hospital Admissions):

The aggregate trend in emergent admissions<sup>1</sup> for respiratory-related<sup>2</sup> reasons at local LGLDHU hospitals continues to remain low. The same trend has been observed for Ontario overall. Currently, respiratory-related complaints account for about 3% of LGLDHU hospital admissions with pneumonia-related admissions representing the highest count overall. The median age of respiratory-related admissions was 71-years over the past week (Min=21, Max=81).

### 5. Respiratory Related Admissions to LGLDHU Hospitals<sup>1</sup>

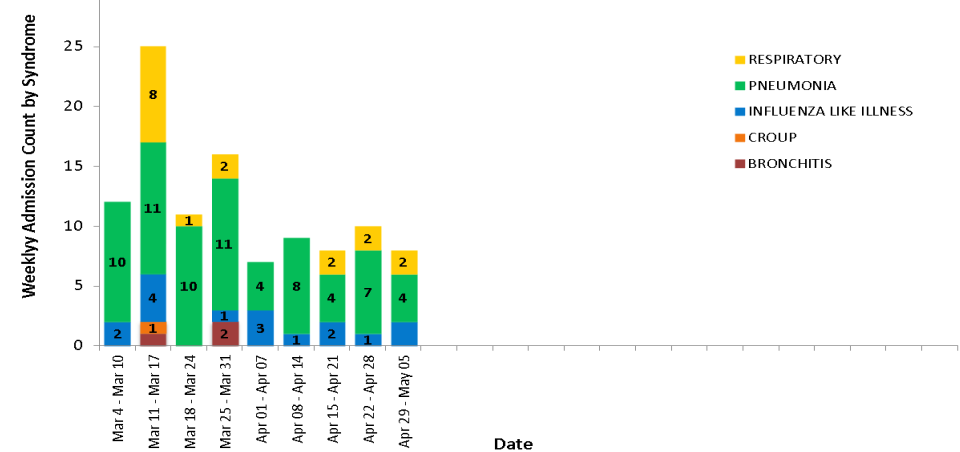
Daily Respiratory-Related Emergent Hospital Admission trend for LGLDHU (Mar 01 - May 05, 2020)



Source: Acute Care Enhanced Surveillance (ACES), KFLA 2020, LGLDHU Data.

### 6. Respiratory Related Admissions by Syndrome

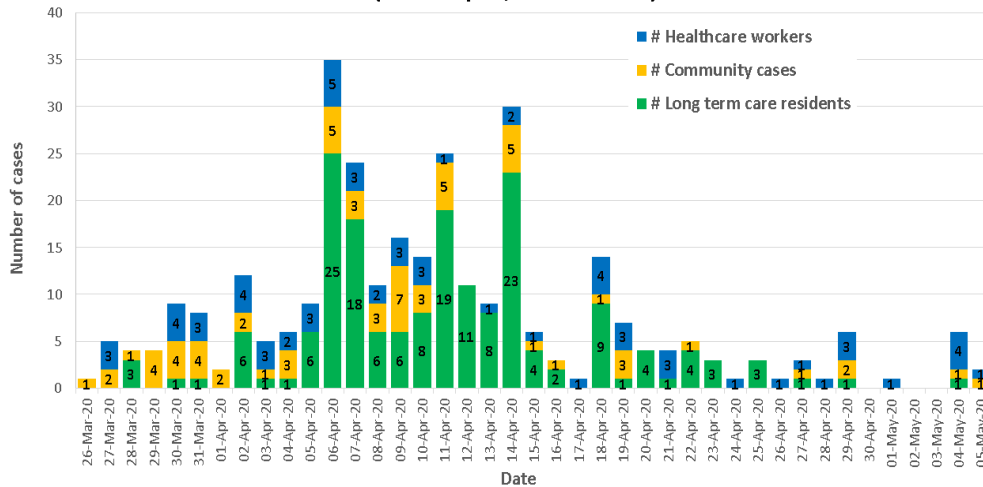
Weekly Respiratory-Related Emergent Hospital Admissions trend for LGLDHU by Syndrome (Apr 29 - May 05, 2020)



Source: Acute Care Enhanced Surveillance (ACES), KFLA 2020, LGLDHU Data.

### 7. COVID-19 Lab Confirmed Case Summary for LGLDHU<sup>4,5</sup>

Daily count for lab confirmed positive COVID-19 cases by case type (As of May 05, 2020: LGLDHU)



Source: Integrated Public Health Information System, Ontario MOHLTC, LGLDHU Data.

**Note 1:** Reporting hospitals include: Brockville General (BRGH), Kemptville District (KEDH), Carleton Place Memorial (CCC), Smiths Falls (SFH), Perth (GWMH).

**Note 2:** Respiratory-related emergency department visits or admissions include: Bronchitis, Croup, influenza-like illness (ILI), pneumonia, and respiratory syndromes.

**Note 3:** Differences between LGLDHU counts and provincial counts may result due to data abstraction time differences.

**Note 4:** One of the labs identified that there was a problem with testing on April 26, 27 with potential false positives on several people. These cases have been removed from the report retroactively pending reassessment.

**Note 5:** Community-based and healthcare worker cases have been separated into their own sub-categories as of May 03, 2020.