

1. Data Summary and Key Messages

Local Summary (Hospital ED Visits):

The aggregate trend in emergency department (ED)¹ visits for respiratory-related complaints² at local LGLDHU hospitals continues to be range bound and lower than normal. This trend has also been observed for Ontario overall. Currently, respiratory-related complaints account for 5% of LGLDHU hospital ED visits. The median age of respiratory-related ED visitors was 36-years over the past week (Min = 0, Max = 100).

Highlights & Key Messages:

LGLDHU Case Summary (all cases):

- 338 lab confirmed cases including 49 deaths & 229 (79%) recovered in LGLDHU^{3,4}:
 - ◊ Community cases: 71 (21%), 63 (91%) recovered
 - ◊ Healthcare worker cases: 79 (23%), 71 (90%) recovered
 - ◊ Long-term care/retirement residence cases: 188 (56%), 95 (67%) recovered
 - ◊ 2 (<1%) increase in lab confirmed cases since last report
 - ◊ Lab confirmed case positivity rate is 7% with 4,844 tests done to date
 - ◊ 7 current COVID-19 related outbreaks in long-term care facilities
 - ◊ Cases geographically spread across region (17/21 municipalities reporting cases)
 - ◊ 233 (69%) of cases are female
 - ◊ Median age of cases is 74-years (min = 0, max = 104)
 - ◊ 3% < 19-years, 15% 20-44 years, 20% 45-64 years, 62% 65+ years
 - ◊ 6 (2%) of cases currently hospitalized

LGLDHU Deaths Summary:

- 49 deaths (46 long-term care, 3 community)
 - ◊ Case fatality rate is 14%
 - ◊ Median age of deaths is 86-years (min = 56, max = 100)
 - ◊ 47 (96%) of deaths occurred in population aged 65+ years
 - ◊ 31 (63%) of deaths were female
 - ◊ 12 (25%) of deaths occurred in hospital

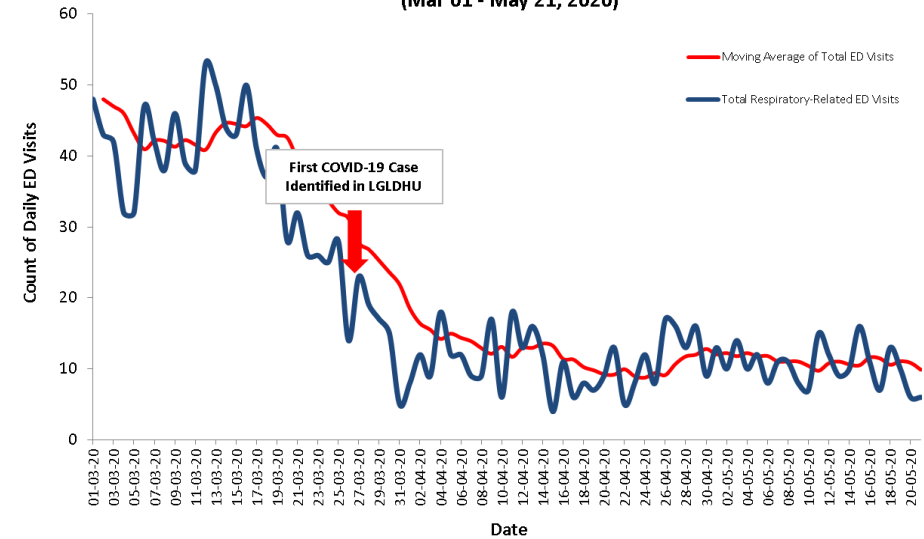
Provincial:

- 24,628 confirmed cases (5,516 investigations) including 2,021 deaths in Ontario.
 - ◊ 2% increase in lab-confirmed cases since last report
 - ◊ 4% cases currently hospitalized
 - ◊ 16% of hospitalizations transferred to ICU, 12% required ventilation

For more information visit: <https://healthunit.org/coronavirus/>, call the *Infectious Diseases Line* at 613.345.5685 (ex 2222) or contact the epidemiologist at epi@healthunit.org

2. Respiratory Related ED Visits to LGLDHU Hospitals¹

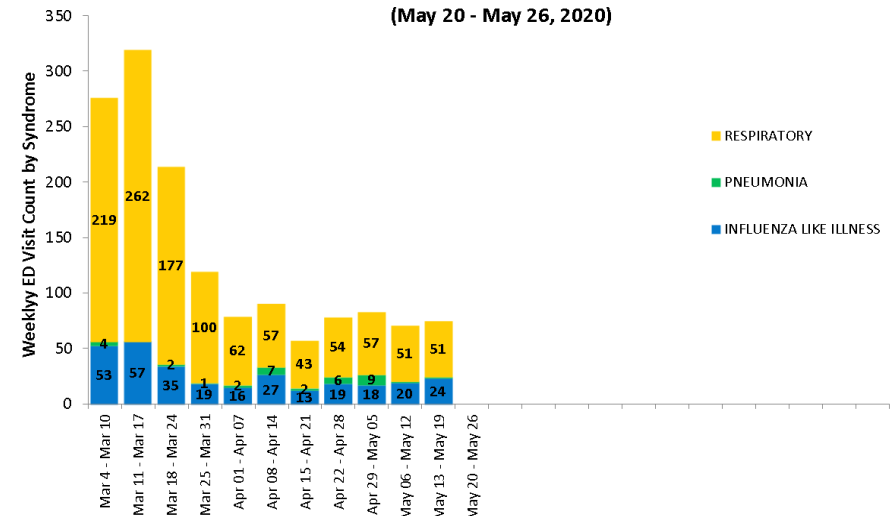
Daily Respiratory-Related Emergency Department Visit trend for LGLDHU Hospitals (Mar 01 - May 21, 2020)



Source: Acute Care Enhanced Surveillance (ACES), KFLA 2020, LGLDHU Data.

3. Respiratory Related ED Visits by Syndrome

Weekly Respiratory-Related Emergency Department Visit trend for LGLDHU Hospitals by Syndrome (May 20 - May 26, 2020)



Source: Acute Care Enhanced Surveillance (ACES), KFLA 2020, LGLDHU Data.

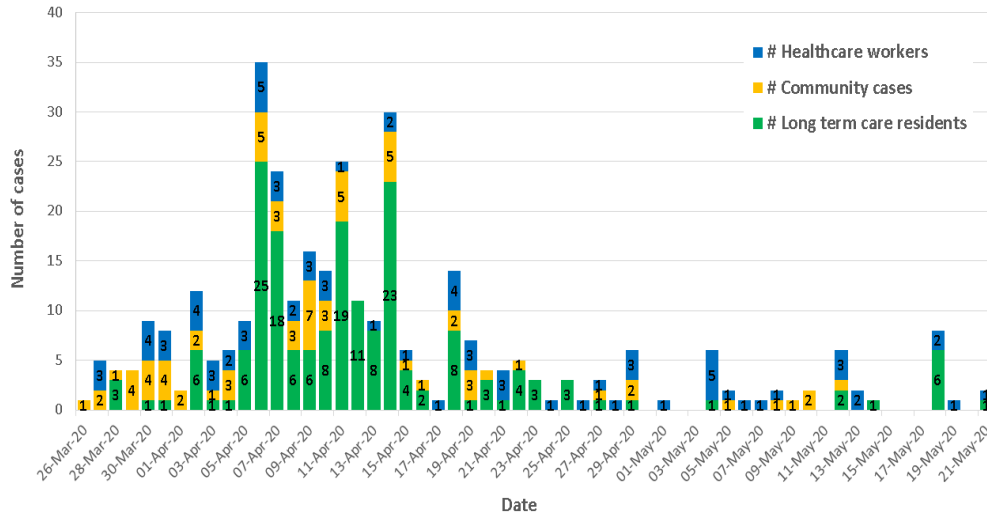
4. Data Summary and Key Messages

Local Summary (Hospital Admissions):

The aggregate trend in emergent admissions¹ for respiratory-related² reasons at local LGLDHU hospitals continues to remain range bound and low. The same trend has been observed for Ontario overall. Currently, respiratory-related complaints account for about 3% of LGLDHU hospital admissions with pneumonia-related admissions representing the highest count overall. The median age for respiratory-related admissions was 83-years over the past week (Min = 3, Max = 99).

7. COVID-19 Lab Confirmed Case Summary for LGLDHU

Daily count for lab confirmed positive COVID-19 cases by case type
(As of May 21, 2020: LGLDHU)



Source: Integrated Public Health Information System. Ontario MOHLTC. LGLDHU Data.

Note 1: Reporting hospitals include: Brockville General (BRGH), Kemptville District (KEDH), Carleton Place Memorial (CCC), Smiths Falls (SFH), Perth (GWMH).

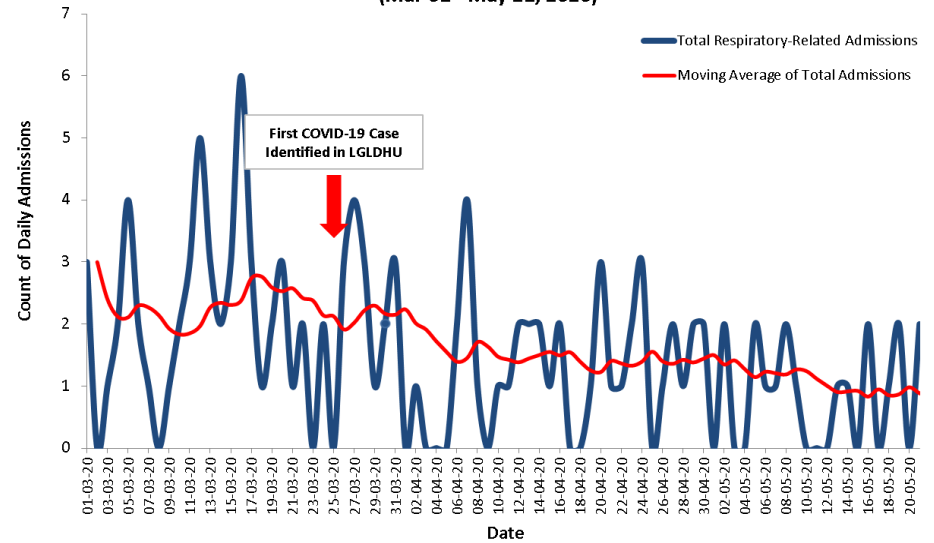
Note 2: Respiratory-related emergency department visits or admissions include: Bronchitis, Croup, influenza-like illness (ILI), pneumonia, and respiratory syndromes.

Note 3: Differences between LGLDHU counts and provincial counts may result due to data abstraction time differences.

Note 4: Recovered case statistics do not include deaths.

5. Respiratory Related Admissions to LGLDHU Hospitals¹

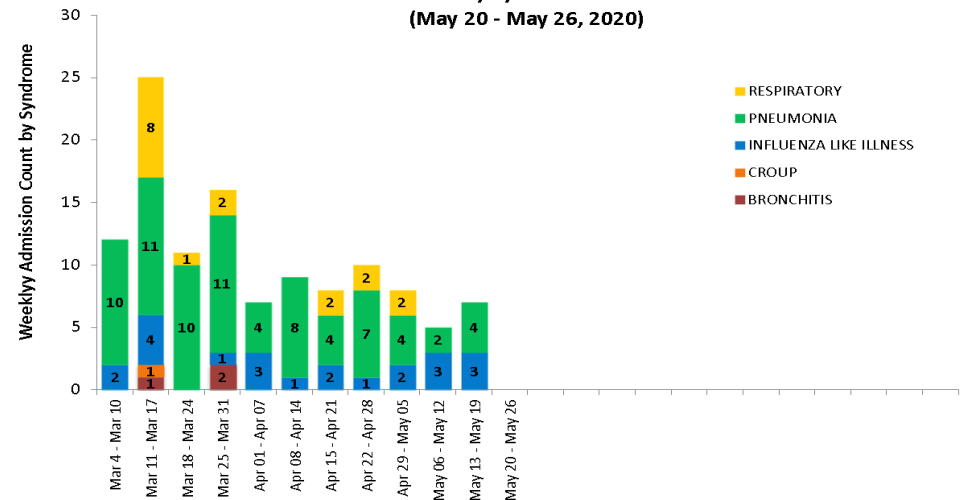
Daily Respiratory-Related Emergent Hospital Admission trend for LGLDHU
(Mar 01 - May 21, 2020)



Source: Acute Care Enhanced Surveillance (ACES). KFLA 2020, LGLDHU Data.

6. Respiratory Related Admissions by Syndrome

Weekly Respiratory-Related Emergent Hospital Admissions trend for LGLDHU
by Syndrome
(May 20 - May 26, 2020)



Source: Acute Care Enhanced Surveillance (ACES). KFLA 2020, LGLDHU Data.