

1. Data Summary and Key Messages

Local Summary (Hospital ED Visits):

The aggregate trend in emergency department (ED)¹ visits for respiratory-related complaints² at local LGLDHU hospitals continues to be lower than normal. The same trend has been observed for Ontario overall. Currently, respiratory-related complaints account for 4% of LGLDHU hospital ED visits.

Highlights & Key Messages:

LGLDHU Case Summary (all cases):

- 319 lab confirmed cases including 46 deaths in LGLDHU^{3,4}:
 - ◇ Community cases: 70 (22%)
 - ◇ Healthcare worker cases 72 (23%)
 - ◇ Long-term care/retirement residence cases 177 (55%)
 - ◇ 0% increase in lab confirmed cases since last report
 - ◇ Lab confirmed case positivity rate is 8% with 3,887 tests done to date
 - ◇ 5 current COVID-19 related outbreaks in long-term care facilities
 - ◇ Cases geographically spread across region (17/21 municipalities reporting cases)
 - ◇ 68% of cases are female
 - ◇ Median age of cases is 74-years (min = 0, max = 104)
 - ◇ 3% < 19-years, 14% 20-44 years, 20% 45-64 years, 63% 65+ years
 - ◇ 11% of cases hospitalized, 14% of hospitalized cases required ventilation
 - ◇ 62% of cases recovered

LGLDHU Deaths Summary:

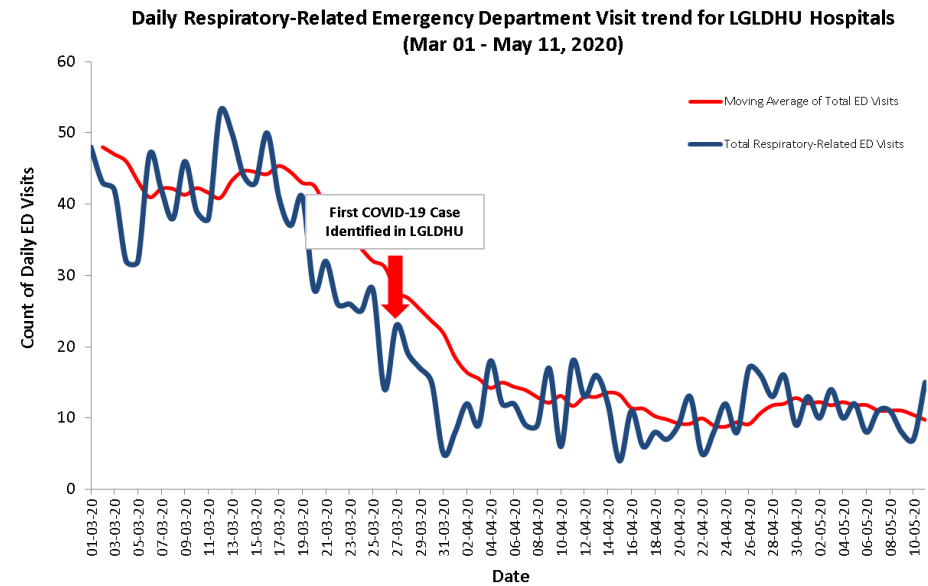
- 46 deaths (43 long-term care, 3 community)
 - ◇ Case fatality rate is 14%
 - ◇ Median age of deaths is 86-years (min = 56, max = 100)
 - ◇ 98% of deaths occurred in population aged 65+ years
 - ◇ 63% of deaths were female
 - ◇ 26% of deaths occurred in hospital

Provincial:

- 20,907 confirmed cases (10,811 investigations) including 1,725 deaths in Ontario.
 - ◇ ~2% increase in lab-confirmed cases since last report
 - ◇ 5% cases hospitalized
 - ◇ 19% of hospitalizations transferred to ICU, 14% required ventilation

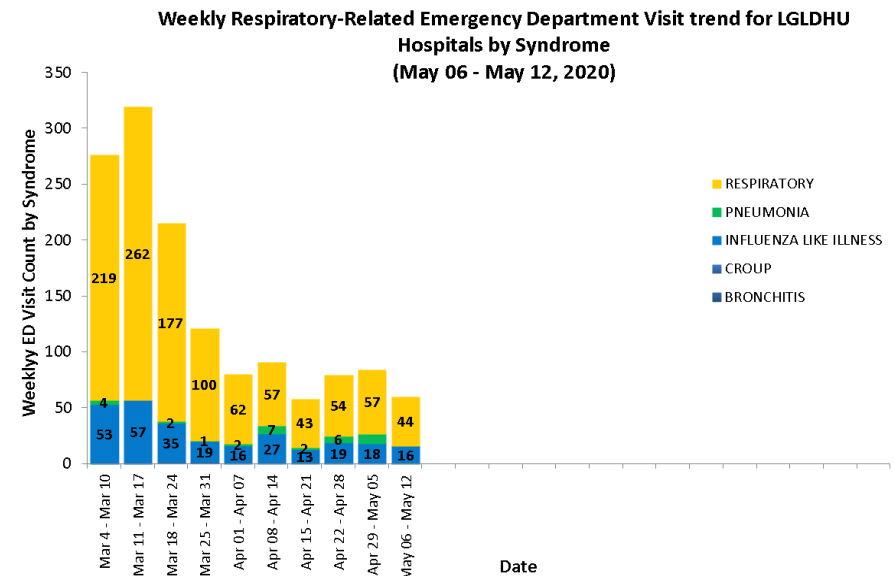
For more information visit: <https://healthunit.org/coronavirus/>, call the *Infectious Diseases Line* at 613.345.5685 (ex 2222) or contact the epidemiologist at epi@healthunit.org

2. Respiratory Related ED Visits to LGLDHU Hospitals¹



Source: Acute Care Enhanced Surveillance (ACES), KFLA 2020, LGLDHU Data.

3. Respiratory Related ED Visits by Syndrome



Source: Acute Care Enhanced Surveillance (ACES), KFLA 2020, LGLDHU Data.

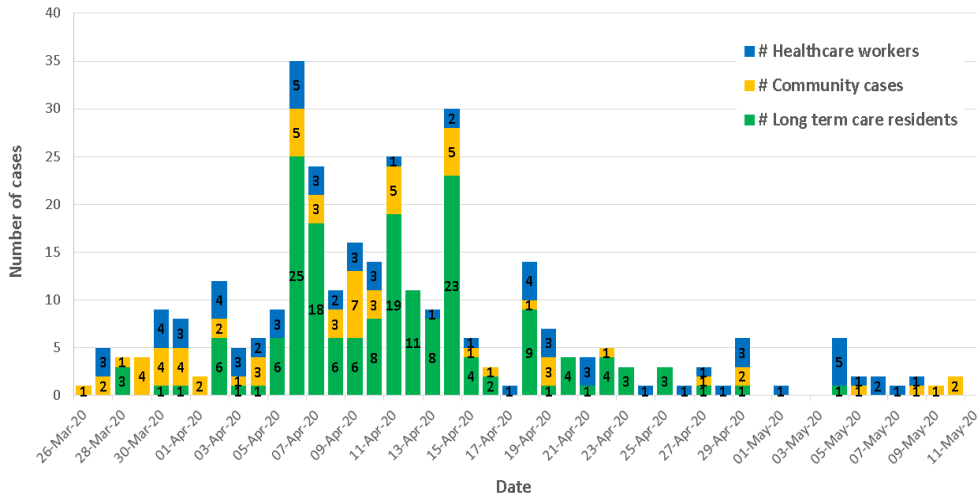
4. Data Summary and Key Messages

Local Summary (Hospital Admissions):

The aggregate trend in emergent admissions¹ for respiratory-related² reasons at local LGLDHU hospitals continues to remain low. The same trend has been observed for Ontario overall. Currently, respiratory-related complaints account for about 3% of LGLDHU hospital admissions with pneumonia-related admissions representing the highest count overall. The median age of respiratory-related admissions was 75-years over the past week (Min=1, Max=88).

7. COVID-19 Lab Confirmed Case Summary for LGLDHU⁴

Daily count for lab confirmed positive COVID-19 cases by case type
(As of May 11, 2020: LGLDHU)



Source: Integrated Public Health Information System. Ontario MOHLTC. LGLDHU Data.

Note 1: Reporting hospitals include: Brockville General (BRGH), Kemptville District (KEDH), Carleton Place Memorial (CCC), Smiths Falls (SFH), Perth (GWMH).

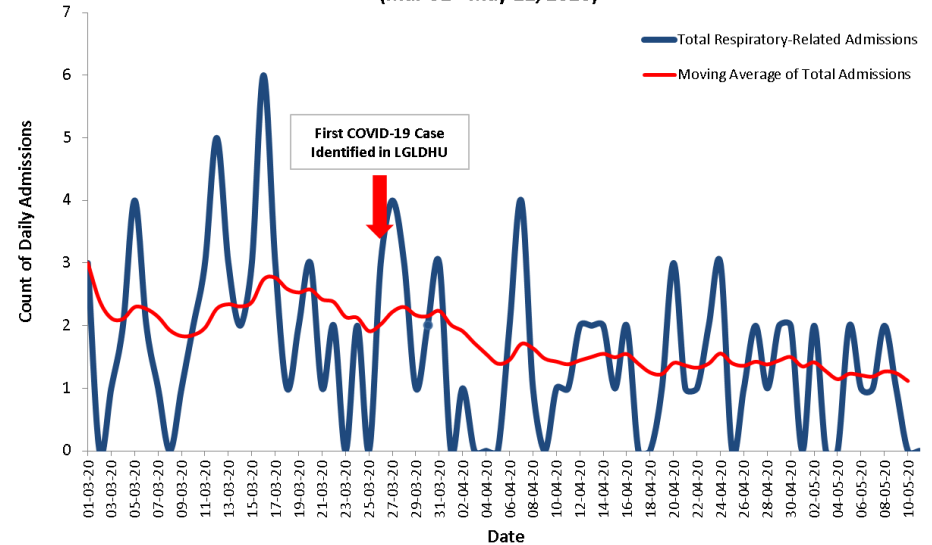
Note 2: Respiratory-related emergency department visits or admissions include: Bronchitis, Croup, influenza-like illness (ILI), pneumonia, and respiratory syndromes.

Note 3: Differences between LGLDHU counts and provincial counts may result due to data abstraction time differences.

Note 4: Community-based and healthcare worker cases have been separated into their own sub-categories as of May 03, 2020.

5. Respiratory Related Admissions to LGLDHU Hospitals¹

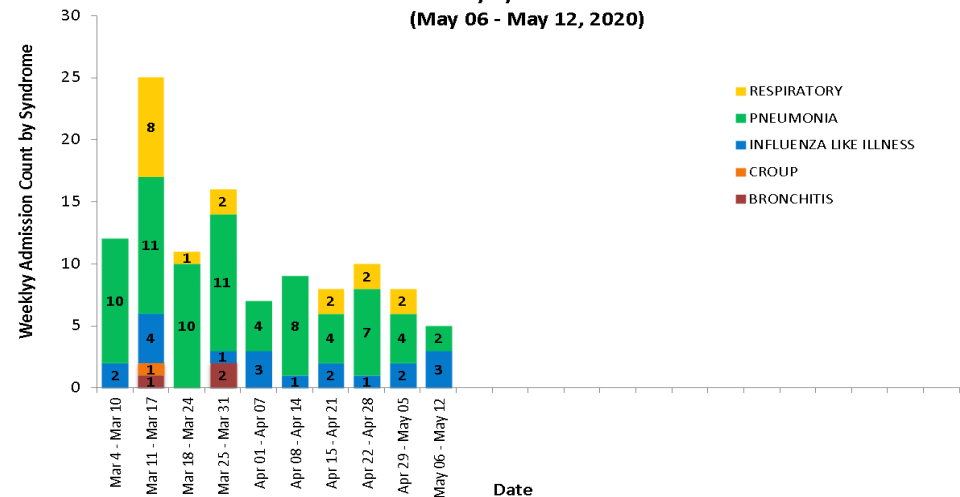
Daily Respiratory-Related Emergent Hospital Admission trend for LGLDHU
(Mar 01 - May 11, 2020)



Source: Acute Care Enhanced Surveillance (ACES). KFLA 2020, LGLDHU Data.

6. Respiratory Related Admissions by Syndrome

Weekly Respiratory-Related Emergent Hospital Admissions trend for LGLDHU
by Syndrome
(May 06 - May 12, 2020)



Source: Acute Care Enhanced Surveillance (ACES). KFLA 2020, LGLDHU Data.