

1. Data Summary and Key Messages

Local Summary (Hospital ED Visits):

The aggregate trend in emergency department (ED) visits for respiratory-related[‡] complaints at local LGLDHU hospitals continued to trend downwards over the past week. This is likely a result of the assessment centre openings. Similar trends have been observed for Ontario overall. Currently, respiratory-related complaints account for about 14% of LGLDHU hospital ED visits.* Enterovirus/Rhinovirus is the most common circulating non-influenza/coronavirus in Ontario at this time.

Highlights & Key Messages:

Local (LGL):

- 33 confirmed case in LGLDHU including 2 deaths:
 - ◊ Geographically spread across region
 - ◊ 54% of exposures travel-related
 - ◊ 59% female
 - ◊ Average age 57, Median age 65-years (min = 16, max = 95) (11% < 19-years, 19% 20-44 years, 19% 45-64 years, 52% 65+ years)
 - ◊ 15% of cases hospitalized (not including LTC cases).
 - ◊ 26% healthcare workers

Provincial (PHO):

- Currently 1,966 confirmed cases and 4,280 under investigation in Ontario resulting in 33 deaths.

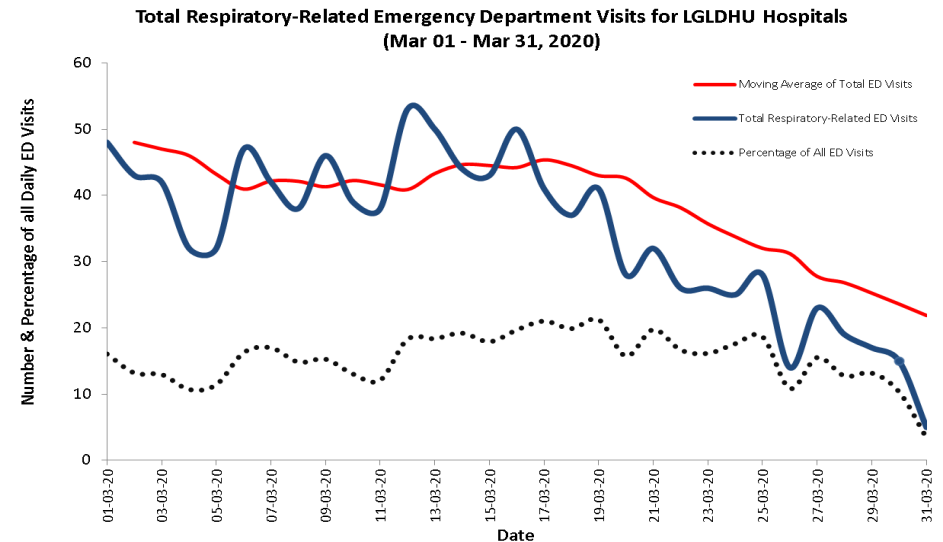
National (PHAC):

- Currently 8,536 confirmed cases in Canada as of March 31, 2020 with 96 deaths.
 - ◊ 31% are over the age of 60-years
 - ◊ 14% have been hospitalized with 31% resulting in ICU
 - ◊ 62% of ICU admissions aged 60+ years
 - ◊ 88% of cases related to community transmission

Note: [‡]Respiratory-related ED visits or hospital admissions includes: Bronchitis, Croup, ILI, pneumonia, and respiratory syndromes.

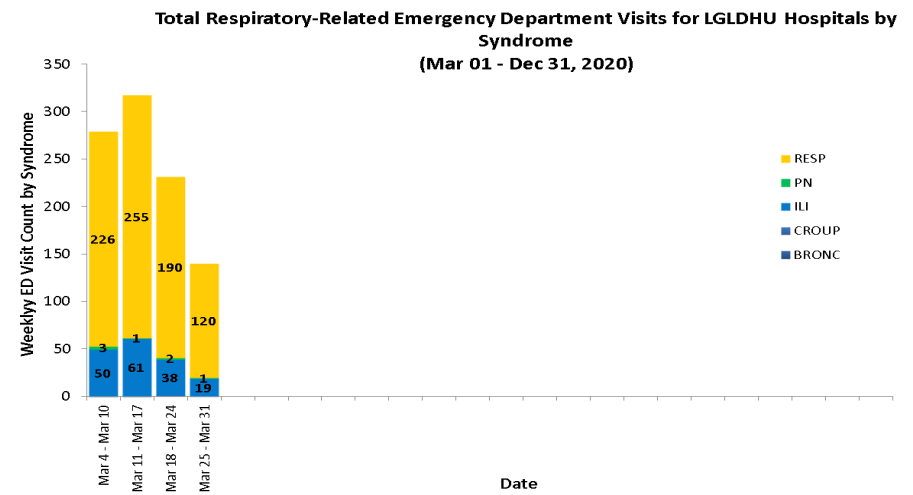
For more information visit: <https://healthunit.org/coronavirus/> or call the *Infectious Diseases Line* at 613.345.5685 (ex 2222)

2. Respiratory Related ED Visits to Participating LGLDHU Hospitals*



Source: Acute Care Enhanced Surveillance (ACES). KFLA 2020, LGLDHU Data.

3. Respiratory Related ED Visits by Syndrome



Source: Acute Care Enhanced Surveillance (ACES). KFLA 2020, LGLDHU Data.

Note: *Reporting hospitals include: Brockville General (BGH), Kemptville District (KDH), Carleton Place Memorial (CPH), Smiths Falls (SFH), Perth Great War Memorial (GWMH).

4. Data Summary and Key Messages

Local Summary (Hospital Admissions & Surge Capacity):

The aggregate trend in emergent admissions for respiratory-related[†] reasons at local LGLDHU hospitals has stabilized over the past week. The same trend has been observed for Ontario overall. Currently, respiratory-related complaints account for about 8% of LGLDHU hospital admissions.* The median age of respiratory-related admissions was 75-years over the past week (Min=0, Max=95).

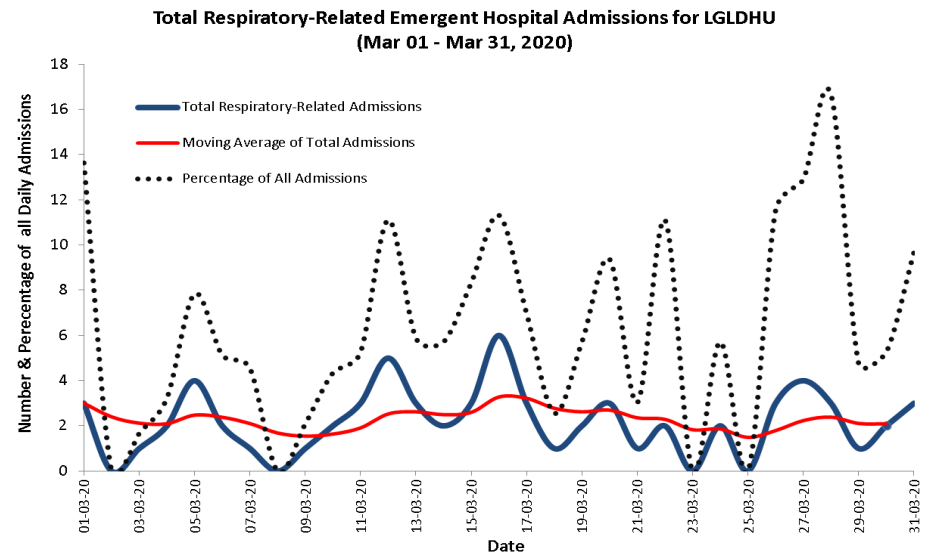
7. COVID-19 Case Summary (In past 7-days)

Measure	Count/Trend	Comment
Cumulative number of cases to date in LGLDHU	33	
Number of current cases in LGLDHU (Prevalent cases)	33	
Number of new cases in LGLDHU (Incident cases)	0	Currently confirmed cases doubling every 24-hours in LGL similar to Ontario overall.
Trend in case activity in LGLDHU	↑	

About the data: Syndromic surveillance data is categorized based on chief complaint at time of hospital triage and registration. The data presented in this summary report is obtained in near-real time to help provide situational awareness for emerging or ongoing public health emergencies. Triage data does not constitute a diagnosis. Therefore, the trends associated with the data presented in this report are to be considered a proxy for disease trends that are occurring in the community.

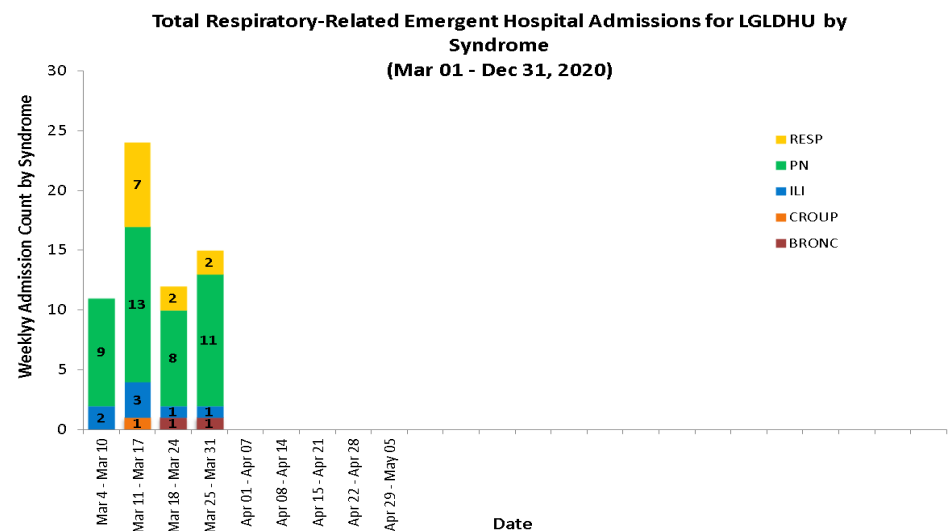
Surges in acute care ED visits and emergent admissions are monitored hourly. Data presented in this report summarizes current and historical trends.

5. Respiratory Related Admissions to Participating LGLDHU Hospitals*



Source: Acute Care Enhanced Surveillance (ACES). KFLA 2020, LGLDHU Data.

6. Respiratory Related Admissions by Syndrome



Source: Acute Care Enhanced Surveillance (ACES). KFLA 2020, LGLDHU Data.

Note: *Reporting hospitals include: Brockville General (BRGH), Kemptville District (KEDH), Carleton Place Memorial (CCC), Smiths Falls (SFH), Perth (GWMH).