

## 1. Data Summary and Key Messages

### Local Summary (Hospital ED Visits):

The aggregate trend in emergency department (ED) visits for respiratory-related<sup>‡</sup> complaints at local LGLDHU hospitals has been trending slightly downwards over the past week. Similar trends have been observed for Ontario overall. Currently, respiratory-related complaints account for about 18% of LGLDHU hospital ED visits.\* Enterovirus/Rhinovirus is the most common circulating virus in Ontario at this time.

### Highlights & Key Messages:

#### Local (LGL):

- There are currently no confirmed cases of COVID-19 in LGL.
- 27 cases reported in Ottawa, 4 in KFLA and 4 in Eastern Ontario health units.

#### Provincial (PHO):

- Currently 588 confirmed cases are under investigation in Ontario resulting in 8 deaths.
- The majority of new confirmed cases are located in the Toronto, Ottawa, Kingston, Hamilton, Peel, London, and York geographic areas of Ontario.

#### National (PHAC):

- Currently 1,959 confirmed cases in Canada as of March 24, 2020 with 27 deaths being reported.
- Of the Canadian cases, 31% are over the age of 60-years, 6% have been hospitalized and 51% were travelers or in close contact with travelers.
- Increased community transmission observed.

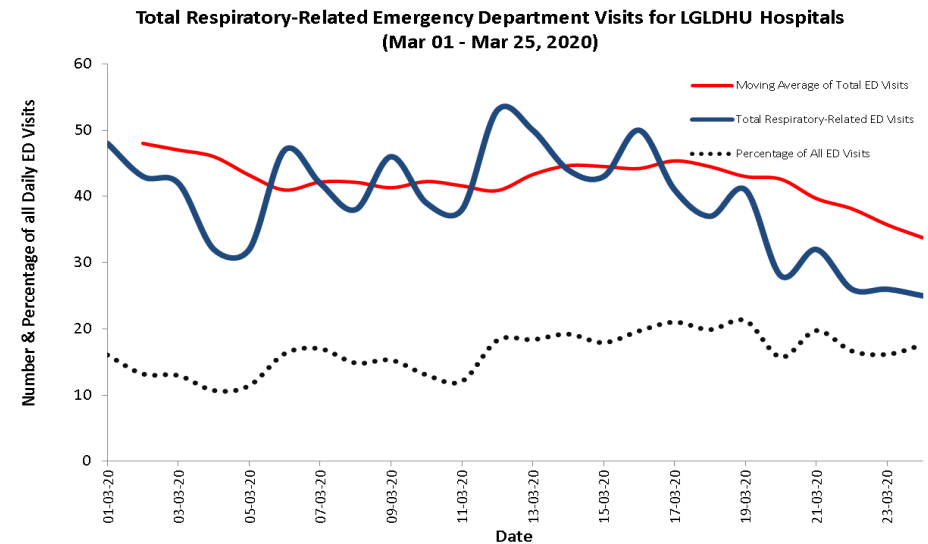
#### International (WHO):

- Global risk assessment rated at very high.
- Globally there are 372,757 confirmed cases and 16,231 deaths as of March 24, 2020. The majority of new deaths are occurring in Western Europe, Iran and the USA.
- Under-reporting due to a possible testing bias towards wealthier countries with advanced healthcare systems.

**Note:** <sup>‡</sup>Respiratory-related ED visits or hospital admissions includes: Bronchitis, Croup, ILI, pneumonia, and respiratory syndromes.

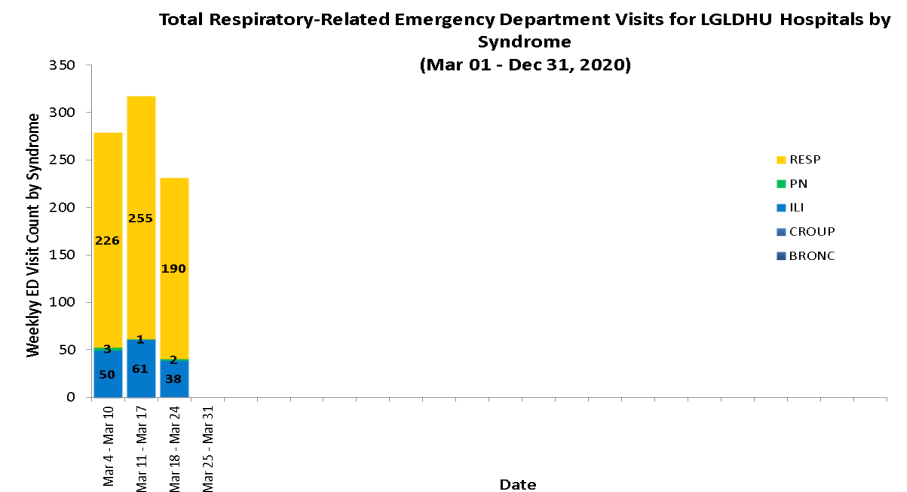
For more information visit: <https://healthunit.org/coronavirus/> or call the *Infectious Diseases Line* at 613.345.5685 (ex 2222)

## 2. Respiratory Related ED Visits to Participating LGLDHU Hospitals\*



Source: Acute Care Enhanced Surveillance (ACES), KFLA 2020, LGLDHU Data.

## 3. Respiratory Related ED Visits by Syndrome



Source: Acute Care Enhanced Surveillance (ACES), KFLA 2020, LGLDHU Data.

**Note:** \*Reporting hospitals include: Brockville General (BGH), Kemptville District (KDH), Carleton Place Memorial (CPH), Smiths Falls (SFH), Perth Great War Memorial (GWMH).

#### 4. Data Summary and Key Messages

### Local Summary (Hospital Admissions & Surge Capacity):

The aggregate trend in emergent admissions for respiratory-related<sup>‡</sup> reasons at local LGLDHU hospitals has been trending slightly downwards over the past week. The same trend has been observed for Ontario overall. Currently, respiratory-related complaints account for about 6% of LGLDHU hospital admissions.\* The median age of respiratory-related admissions was 75-years over the past week (Min=37, Max=89).

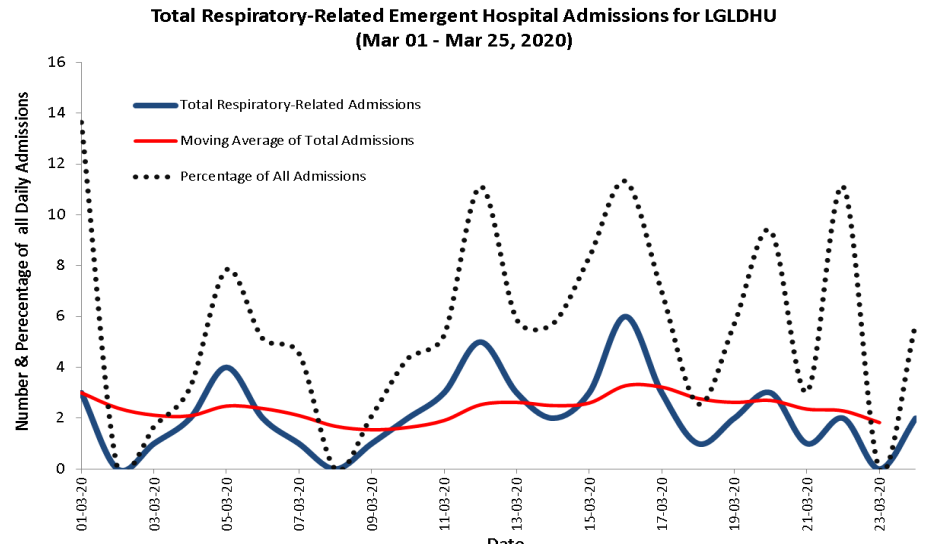
#### 7. COVID-19 Case Summary (In past 7-days)

Measure	Count/Trend	Comment
Cumulative number of cases to date in LGLDHU	0	
Number of current cases in LGLDHU (Prevalent cases)	0	
Number of new cases in LGLDHU (Incident cases)	0	
Trend in case activity in LGLDHU	→	

**About the data:** Syndromic surveillance data is categorized based on chief complaint at time of hospital triage and registration. The data presented in this summary report is obtained in near-real time to help provide situational awareness for emerging or ongoing public health emergencies. Triage data does not constitute a diagnosis. Therefore, the trends associated with the data presented in this report are to be considered a proxy for disease trends that are occurring in the community.

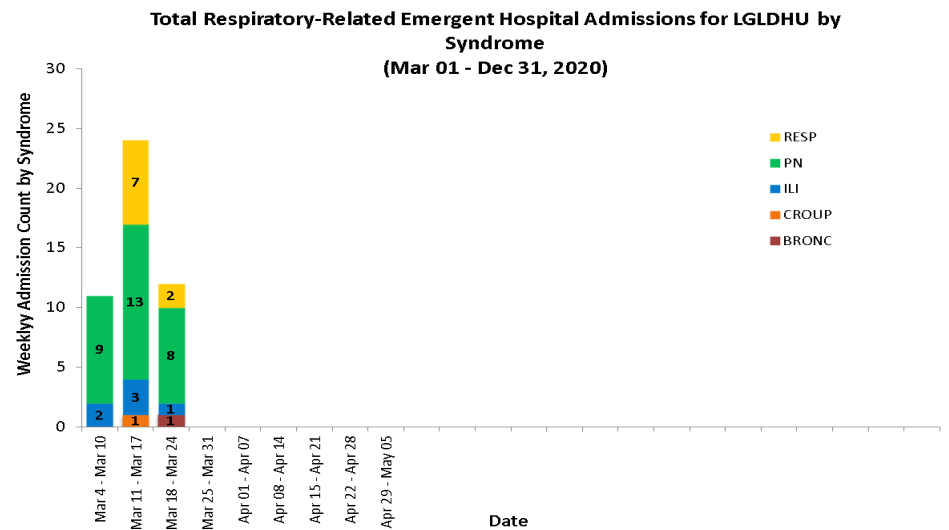
Surges in acute care ED visits and emergent admissions are monitored hourly. Data presented in this report summarizes current and historical trends.

#### 5. Respiratory Related Admissions to Participating LGLDHU Hospitals\*



Source: Acute Care Enhanced Surveillance (ACES). KFLA2020, LGLDHU Data.

#### 6. Respiratory Related Admissions by Syndrome



Source: Acute Care Enhanced Surveillance (ACES). KFLA2020, LGLDHU Data.

**Note:** \*Reporting hospitals include: Brockville General (BRGH), Kemptville District (KEDH), Carleton Place Memorial (CCC), Smiths Falls (SFH), Perth (GWMH).