

## 1. Data Summary and Key Messages

### Local Summary (Hospital ED Visits):

The aggregate trend in emergency department (ED) visits for respiratory-related<sup>†</sup> complaints at local LGLDHU hospitals continued to trend downwards over the past week. This is likely a result of the assessment centre openings. Similar trends have been observed for Ontario overall. Currently, respiratory-related complaints account for about 8% of LGLDHU hospital ED visits.\*

### Highlights & Key Messages:

#### Local (LGLDHU):

- 137 lab confirmed cases including 8 deaths in LGLDHU to date:
  - ◇ Community cases = 53(39%)
  - ◇ Long-term care resident cases = 52 (38%)
  - ◇ Healthcare worker cases = 32 (23%)
  - ◇ 8 deaths (7 long-term care, 1 community)
  - ◇ 6 current COVID-19 related outbreaks in long-term care facilities
  - ◇ 15% of cases have recovered
  - ◇ Cases geographically spread across region (16/21 municipalities reporting cases)
  - ◇ 65% female
  - ◇ Median age 71-years (min = 2, max = 100)
  - ◇ 7% < 19-years, 14% 20-44 years, 23% 45-64 years, 57% 65+ years
  - ◇ 7% of cases hospitalized (lower than Ontario (11%) & national rates (19%))
  - ◇ Lab confirmed case positivity rate is 15%

#### Provincial (PHO):

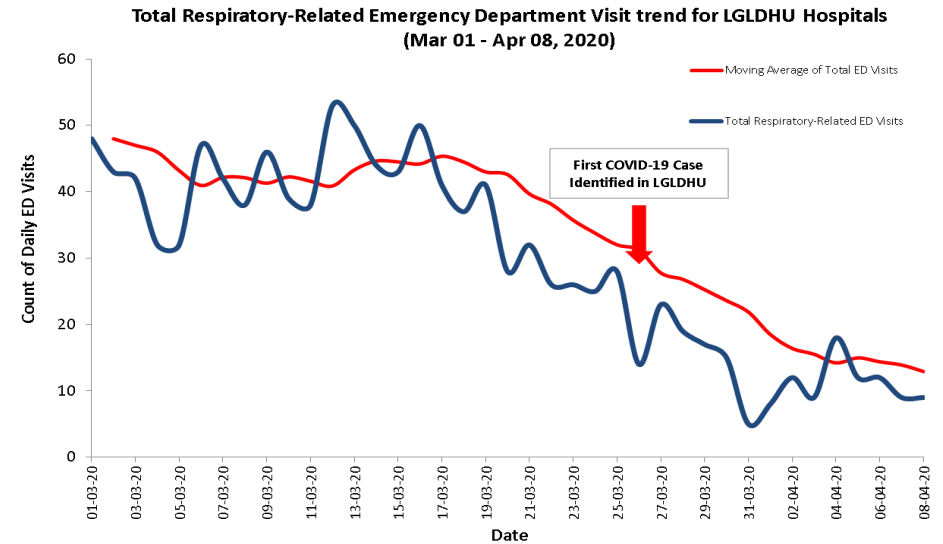
- 5,267 confirmed cases (1,102 under investigation) including 174 deaths in Ontario.
  - ◇ 11% cases hospitalized
  - ◇ 40% of hospitalizations transferred to ICU
  - ◇ 32% of hospitalizations on ventilator

#### National (PHAC):

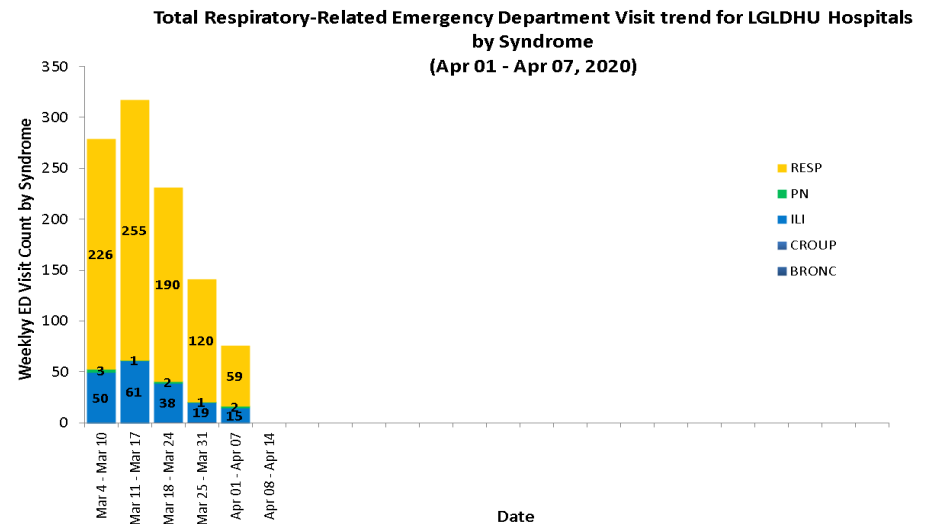
- ~19,000 confirmed cases (4.7% positivity) (CFR = 2.2%).
  - ◇ 435 deaths: 174 in ON, 175 in QC, 48 in BC, 29 in AB.
  - ◇ 19% of cases hospitalized with 29% of hospitalizations resulting in ICU transfer
  - ◇ 73% of hospitalizations report one or more pre-existing conditions
  - ◇ 65% of all ICU admissions aged 60+ years

For more information visit: <https://healthunit.org/coronavirus/> or call the *Infectious Diseases Line* at 613.345.5685 (ex 2222) or contact the epidemiologist at [epi@healthunit.org](mailto:epi@healthunit.org)

## 2. Respiratory Related ED Visits to Participating LGLDHU Hospitals\*



## 3. Respiratory Related ED Visits by Syndrome



**Note:** \*Reporting hospitals include: Brockville General (BGH), Kemptville District (KDH), Carleton Place Memorial (CPH), Smiths Falls (SFH), Perth Great War Memorial (GWMH).

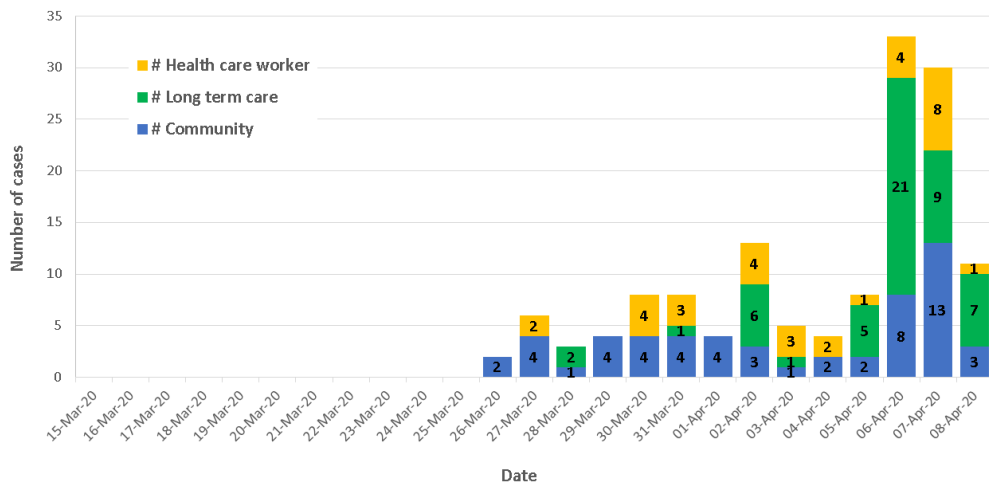
### 4. Data Summary and Key Messages

#### Local Summary (Hospital Admissions):

The aggregate trend in emergent admissions for respiratory-related<sup>†</sup> reasons at local LGLDHU hospitals has declined slightly over the past week. The same trend has been observed for Ontario overall. Currently, respiratory-related complaints account for about 4% of LGLDHU hospital admissions with pneumonia-related admission representing the highest count.\* The median age of respiratory-related admissions was 72-years over the past week (Min=41, Max=84). The majority of respiratory-related emergent admissions were for pneumonia.

### 7. COVID-19 Lab Confirmed Case Summary

Daily count for lab confirmed positive COVID-19 cases by case type  
(As of April 8, 2020: LGLDHU)



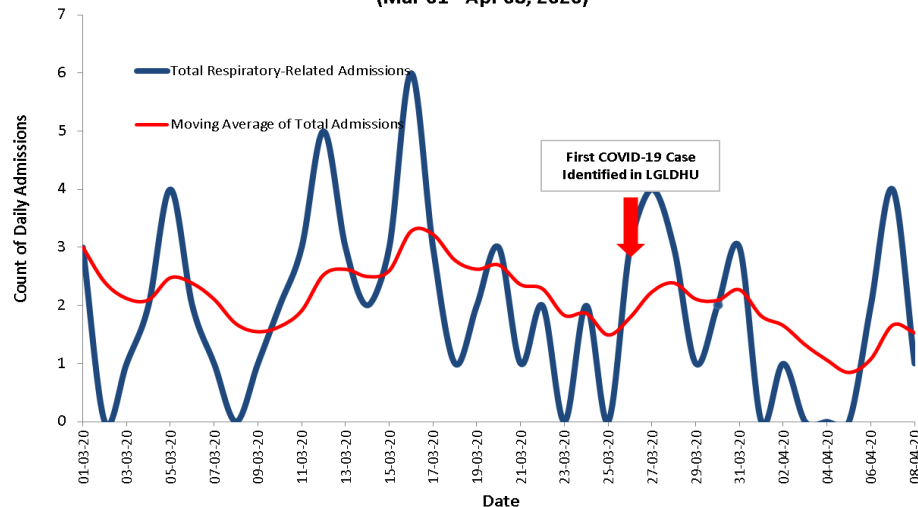
Source: Integrated Public Health Information System. Ontario MOHLTC. LGLDHU Data.

**About the data:** Syndromic surveillance data is categorized based on chief complaint at time of hospital triage and registration. The data presented in this summary report is obtained in near-real time to help provide situational awareness for emerging or ongoing public health emergencies. Triage data does not constitute a diagnosis. Therefore, the trends associated with the data presented in this report are to be considered a proxy for disease trends that are occurring in the community.

**Note:** <sup>†</sup>Respiratory-related ED visits or hospital admissions includes: Bronchitis, Croup, ILI, pneumonia, and respiratory syndromes.

### 5. Respiratory Related Admissions to Participating LGLDHU Hospitals\*

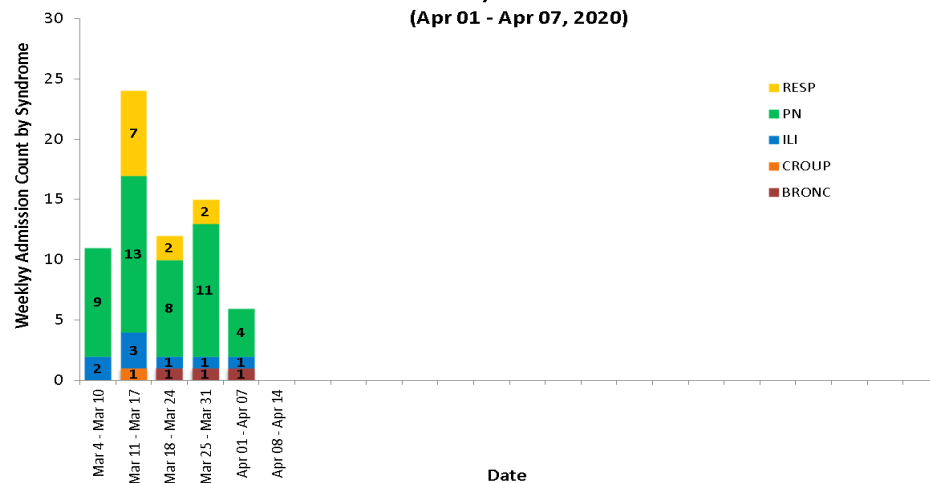
Total Respiratory-Related Emergent Hospital Admission trend for LGLDHU  
(Mar 01 - Apr 08, 2020)



Source: Acute Care Enhanced Surveillance (ACES). KFLA2020, LGLDHU Data.

### 6. Respiratory Related Admissions by Syndrome

Total Respiratory-Related Emergent Hospital Admission trend for LGLDHU by Syndrome  
(Apr 01 - Apr 07, 2020)



Source: Acute Care Enhanced Surveillance (ACES). KFLA2020, LGLDHU Data.

**Note:** \*Reporting hospitals include: Brockville General (BRGH), Kemptville District (KEDH), Carleton Place Memorial (CCC), Smiths Falls (SFH), Perth (GWMH).