

1. Data Summary and Key Messages

Local Summary (Hospital ED Visits):

The aggregate trend in emergency department (ED) visits for respiratory-related[†] complaints at local LGLDHU hospitals continued to trend downwards over the past week. This is likely a result of the assessment centre openings. Similar trends have been observed for Ontario overall. Currently, respiratory-related complaints account for about 8% of LGLDHU hospital ED visits.*

Highlights & Key Messages:

Local (LGLDHU):

- 123 lab confirmed cases including 8 deaths in LGLDHU to date:
 - ◊ Community cases = 47 (38%)
 - ◊ Long-term care resident cases = 45 (37%)
 - ◊ Healthcare worker cases = 31 (25%)
 - ◊ 8 deaths (7 long-term care, 1 community)
 - ◊ 6 current COVID-19 related outbreaks in long-term care facilities
 - ◊ 18 (15%) of cases have recovered
 - ◊ Cases geographically spread across region (16/21 municipalities reporting cases)
 - ◊ 65% female
 - ◊ Median age 70-years (min = 2, max = 100)
 - ◊ 6% < 19-years, 15% 20-44 years, 23% 45-64 years, 56% 65+ years
 - ◊ 8% of cases hospitalized (lower than Ontario (11%) & national rates (16%))

Provincial (PHO):

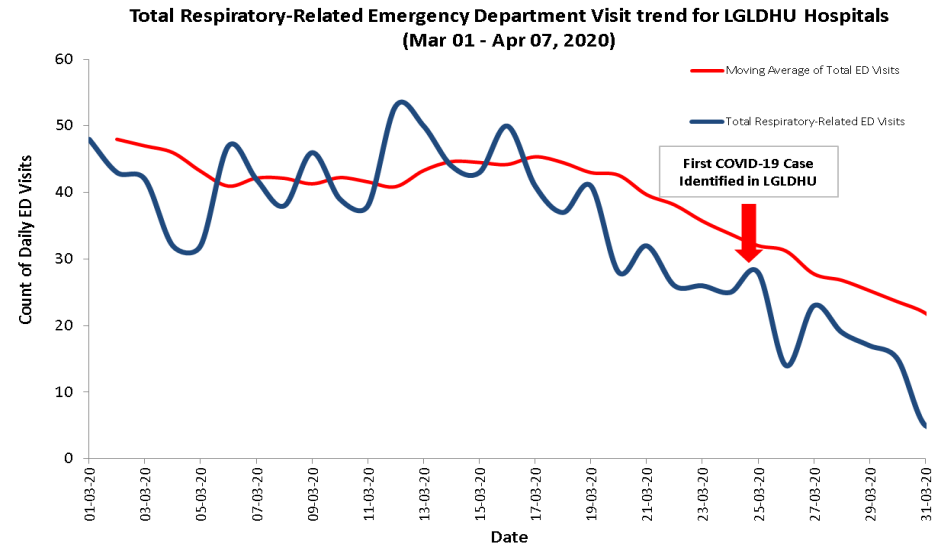
- 4,726 confirmed cases (691 under investigation) including 153 deaths in Ontario.
 - ◊ 13% cases hospitalized
 - ◊ 38% of hospitalizations transferred to ICU
 - ◊ 30% of hospitalizations on ventilator

National (PHAC):

- ~18,000 confirmed cases (5.1% positivity) (CFR = 2.0%).
 - ◊ 380 deaths: 153 in ON, 150 in QC, 43 in BC, 26 in AB.
 - ◊ 16% of cases hospitalized with 29% of hospitalizations resulting in ICU transfer
 - ◊ 73% of hospitalizations report one or more pre-existing conditions
 - ◊ 62% of all ICU admissions aged 60+ years

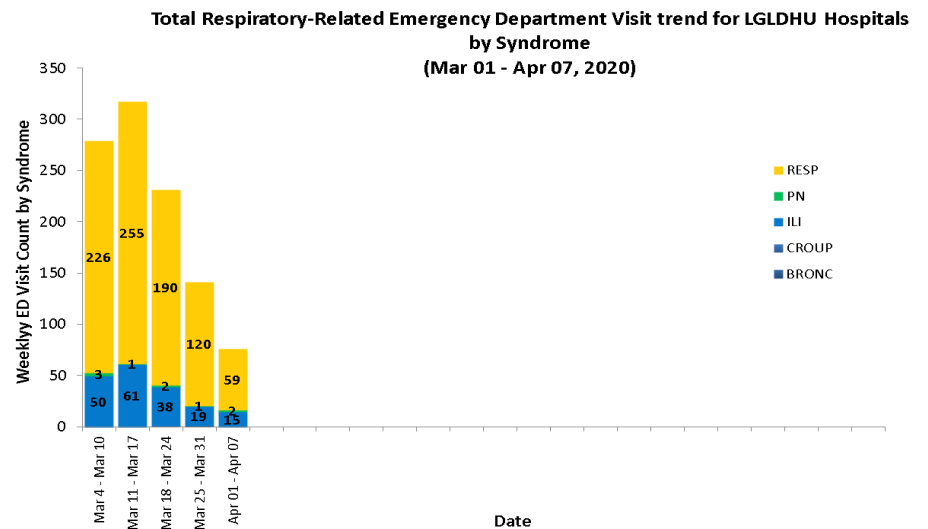
For more information visit: <https://healthunit.org/coronavirus/> or call the *Infectious Diseases Line* at 613.345.5685 (ex 2222) or contact the epidemiologist at epi@healthunit.org

2. Respiratory Related ED Visits to Participating LGLDHU Hospitals*



Source: Acute Care Enhanced Surveillance (ACES). KFLA 2020, LGLDHU Data.

3. Respiratory Related ED Visits by Syndrome



Source: Acute Care Enhanced Surveillance (ACES). KFLA 2020, LGLDHU Data.

Note: *Reporting hospitals include: Brockville General (BGH), Kemptville District (KDH), Carleton Place Memorial (CPH), Smiths Falls (SFH), Perth Great War Memorial (GWMH).

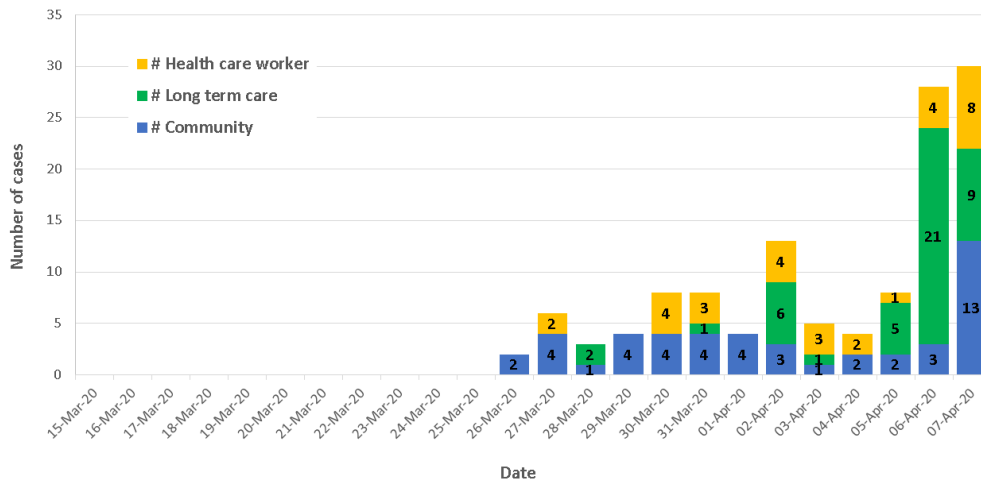
4. Data Summary and Key Messages

Local Summary (Hospital Admissions):

The aggregate trend in emergent admissions for respiratory-related[†] reasons at local LGLDHU hospitals has declined slightly over the past week. The same trend has been observed for Ontario overall. Currently, respiratory-related complaints account for about 4% of LGLDHU hospital admissions with pneumonia-related admission representing the highest count.* The median age of respiratory-related admissions was 72-years over the past week (Min=41, Max=84).

7. COVID-19 Lab Confirmed Case Summary

Daily count for lab confirmed positive COVID-19 cases by case type
(As of April 7, 2020: LGLDHU)

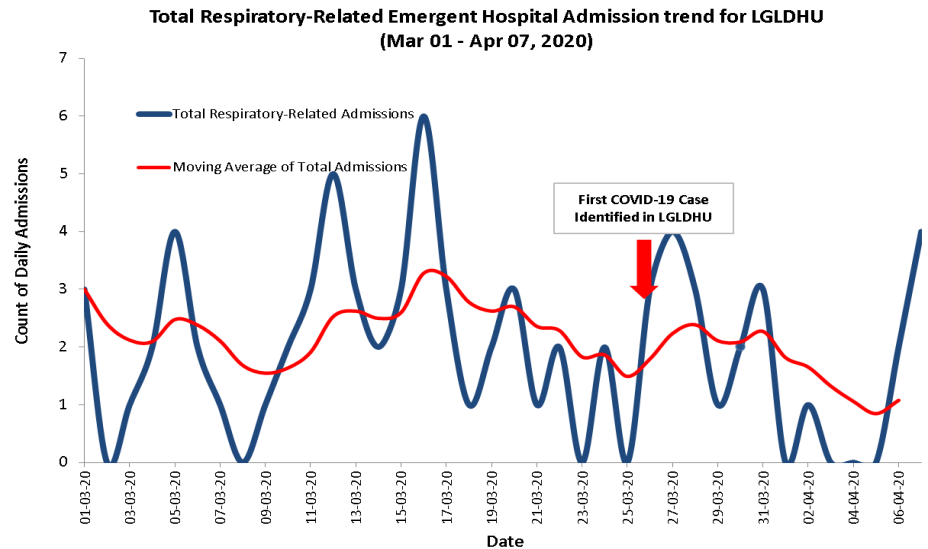


Source: Integrated Public Health Information System. Ontario MOHLTC. LGLDHU Data.

About the data: Syndromic surveillance data is categorized based on chief complaint at time of hospital triage and registration. The data presented in this summary report is obtained in near-real time to help provide situational awareness for emerging or ongoing public health emergencies. Triage data does not constitute a diagnosis. Therefore, the trends associated with the data presented in this report are to be considered a proxy for disease trends that are occurring in the community.

Note: [†]Respiratory-related ED visits or hospital admissions includes: Bronchitis, Croup, ILI, pneumonia, and respiratory syndromes.

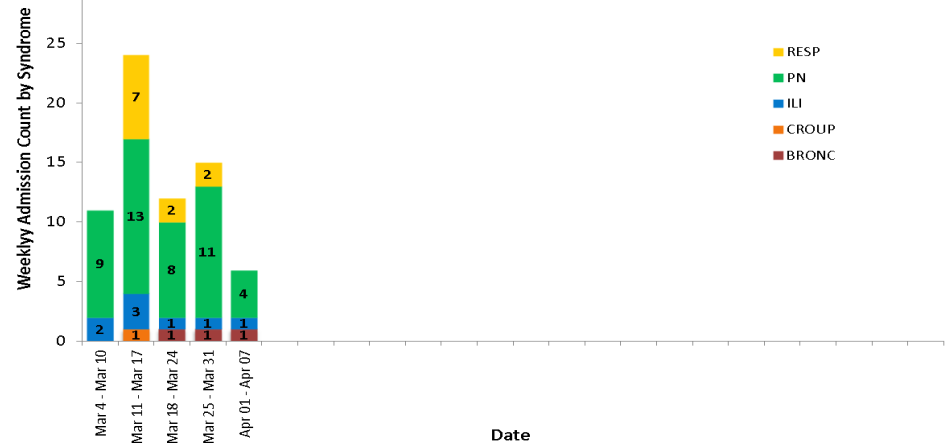
5. Respiratory Related Admissions to Participating LGLDHU Hospitals*



Source: Acute Care Enhanced Surveillance (ACES). KFLA 2020, LGLDHU Data.

6. Respiratory Related Admissions by Syndrome

Total Respiratory-Related Emergent Hospital Admission trend for LGLDHU by Syndrome
(Mar 01 - Apr 07, 2020)



Source: Acute Care Enhanced Surveillance (ACES). KFLA 2020, LGLDHU Data.

Note: *Reporting hospitals include: Brockville General (BRGH), Kemptville District (KEDH), Carleton Place Memorial (CCC), Smiths Falls (SFH), Perth (GWMH).