

1. Data Summary and Key Messages

Local Summary (Hospital ED Visits):

The aggregate trend in emergency department (ED) visits for respiratory-related[†] complaints at local LGLDHU hospitals continued to trend downwards over the past week. This is likely a result of the assessment centre openings. Similar trends have been observed for Ontario overall. Currently, respiratory-related complaints account for about 8% of LGLDHU hospital ED visits.*

Highlights & Key Messages:

Local (LGLDHU):

- 65 confirmed cases including 3 deaths in LGLDHU to date:
 - ◊ Community cases = 31 (48%)
 - ◊ Long-term care resident cases = 15 (23%)
 - ◊ Healthcare worker cases = 19 (29%)
 - ◊ 3 deaths all long-term care related
 - ◊ 13% of cases have recovered
 - ◊ Cases geographically spread across region (16/21 municipalities reporting cases)
 - ◊ 63% female
 - ◊ Median age 64-years (min = 2, max = 99)
 - ◊ 10% < 19-years, 19% 20-44 years, 23% 45-64 years, 48% 65+ years
 - ◊ 11% of cases hospitalized (lower than Ontario (13%) & national rates (16%))

Provincial (PHO):

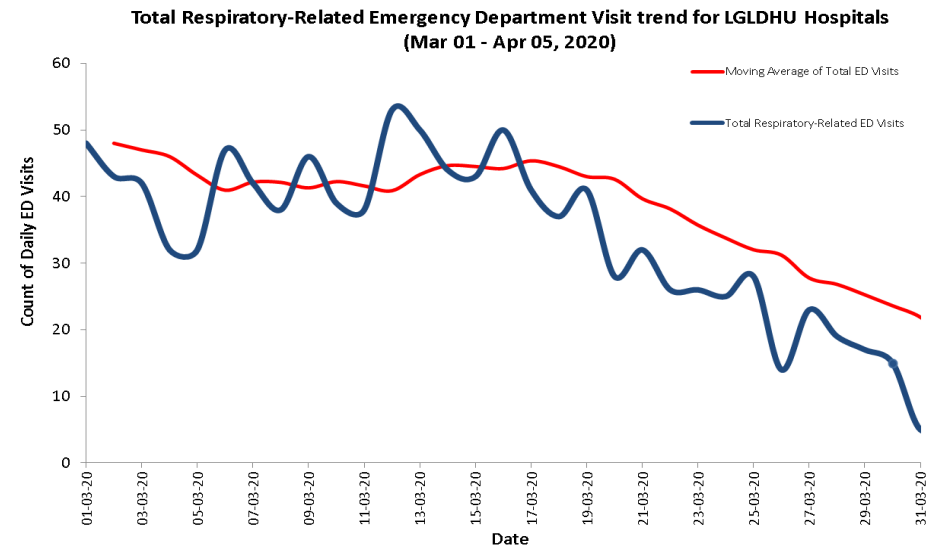
- 4038 confirmed cases (981 under investigation) including 119 deaths in Ontario.
 - ◊ 13% cases hospitalized
 - ◊ 38% of hospitalizations transferred to ICU
 - ◊ 30% of hospitalizations on ventilator

National (PHAC):

- ~15000 confirmed cases (4.7% positivity) (CFR = 1.8%).
 - ◊ 280 deaths: 119 in ON, 94 in QC, 38 in BC, 23 in AB.
 - ◊ 16% of cases hospitalized with 29% of hospitalizations resulting in ICU transfer
 - ◊ 72% of hospitalizations report one or more comorbid conditions
 - ◊ 60% of all ICU admissions aged 60+ years
 - ◊ >90% of new cases related to community transmission

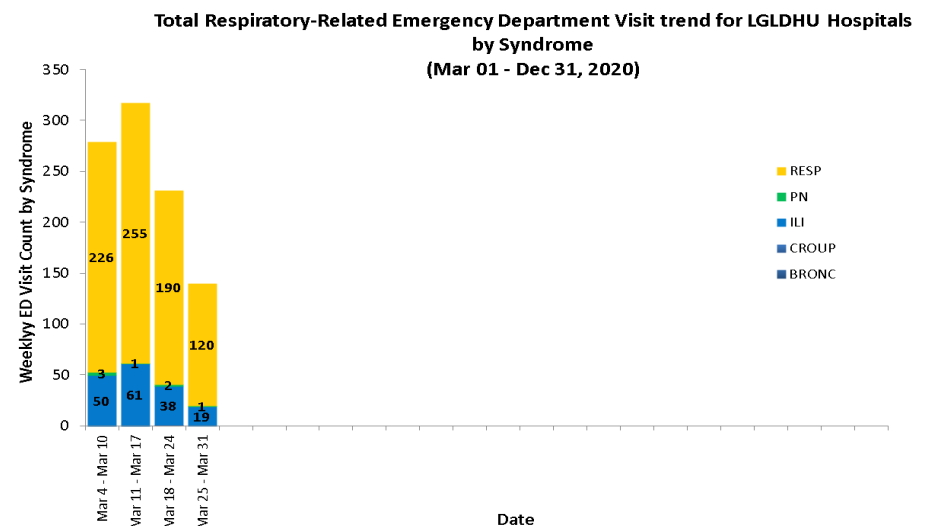
For more information visit: <https://healthunit.org/coronavirus/> or call the *Infectious Diseases Line* at 613.345.5685 (ex 2222) or contact the epidemiologist at epi@healthunit.org

2. Respiratory Related ED Visits to Participating LGLDHU Hospitals*



Source: Acute Care Enhanced Surveillance (ACES). KFLA 2020, LGLDHU Data.

3. Respiratory Related ED Visits by Syndrome



Source: Acute Care Enhanced Surveillance (ACES). KFLA 2020, LGLDHU Data.

Note: *Reporting hospitals include: Brockville General (BGH), Kemptville District (KDH), Carleton Place Memorial (CPH), Smiths Falls (SFH), Perth Great War Memorial (GWMH).

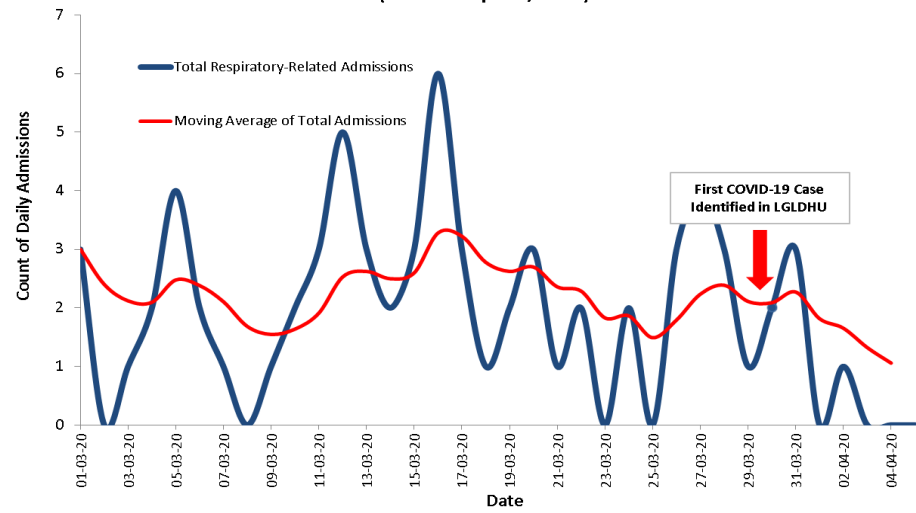
4. Data Summary and Key Messages

Local Summary (Hospital Admissions):

The aggregate trend in emergent admissions for respiratory-related[†] reasons at local LGLDHU hospitals has stabilized over the past week. The same trend has been observed for Ontario overall. Currently, respiratory-related complaints account for about 4% of LGLDHU hospital admissions.* The median age of respiratory-related admissions was 75-years over the past week (Min=0, Max=94).

5. Respiratory Related Admissions to Participating LGLDHU Hospitals*

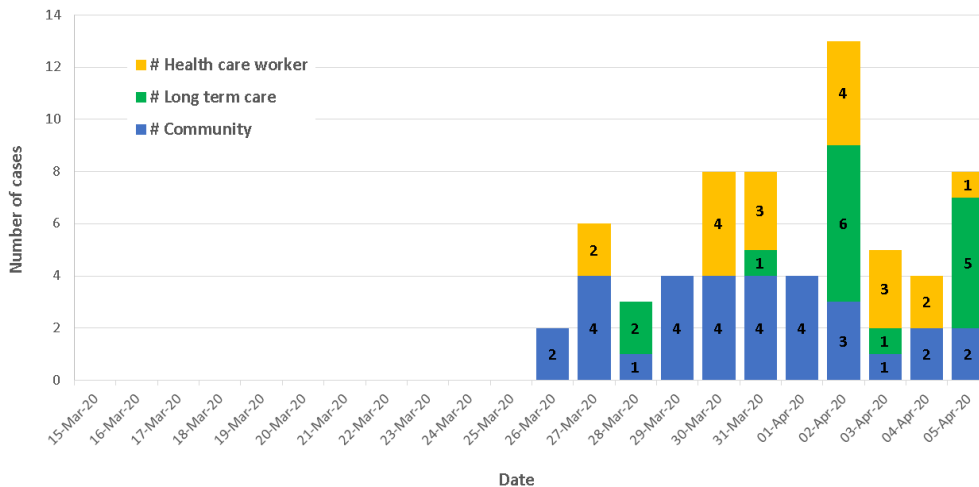
Total Respiratory-Related Emergent Hospital Admission trend for LGLDHU (Mar 01 - Apr 05, 2020)



Source: Acute Care Enhanced Surveillance (ACES). KFLA 2020, LGLDHU Data.

7. COVID-19 Case Summary

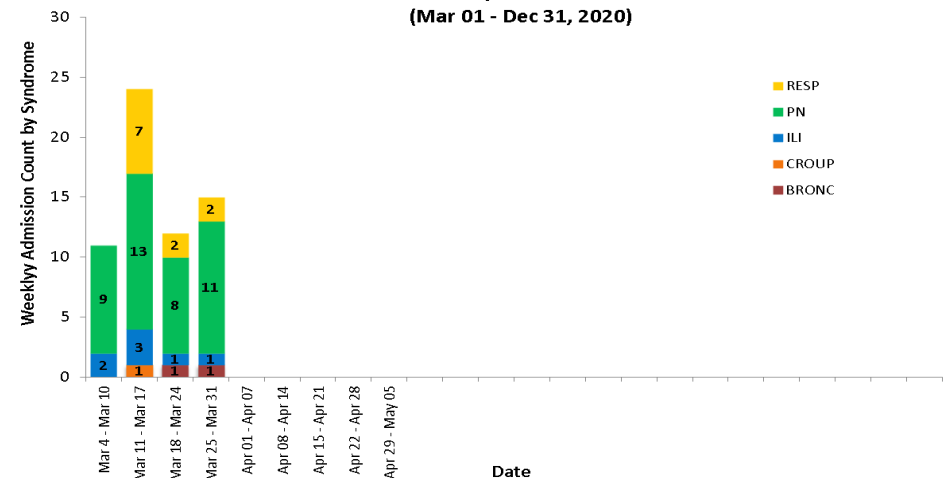
Daily count for confirmed positive COVID-19 cases by case type (As of April 5, 2020: LGLDHU)



Source: Integrated Public Health Information System. Ontario MOHLTC. LGLDHU Data.

6. Respiratory Related Admissions by Syndrome

Total Respiratory-Related Emergent Hospital Admission trend for LGLDHU by Syndrome (Mar 01 - Dec 31, 2020)



Source: Acute Care Enhanced Surveillance (ACES). KFLA 2020, LGLDHU Data.

About the data: Syndromic surveillance data is categorized based on chief complaint at time of hospital triage and registration. The data presented in this summary report is obtained in near-real time to help provide situational awareness for emerging or ongoing public health emergencies. Triage data does not constitute a diagnosis. Therefore, the trends associated with the data presented in this report are to be considered a proxy for disease trends that are occurring in the community.

Note: [†]Respiratory-related ED visits or hospital admissions includes: Bronchitis, Croup, ILI, pneumonia, and respiratory syndromes.

Note: *Reporting hospitals include: Brockville General (BRGH), Kemptville District (KEDH), Carleton Place Memorial (CCC), Smiths Falls (SFH), Perth (GWMH).