

1. Data Summary and Key Messages

Local Summary (Hospital ED Visits):

The aggregate trend in emergency department (ED)[†] visits for respiratory-related[†] complaints at local LGLDHU hospitals continues to be lower than normal. The same trend has been observed for Ontario overall. However, there has been an uptick in respiratory-related complaints at LGLDHU EDs in the past 5-days. Currently, respiratory-related complaints account for 7% of LGLDHU hospital ED visits.

Highlights & Key Messages:

LGLDHU Case Summary (all cases):

- 311 lab confirmed cases including 40 deaths in LGLDHU:[‡]
 - ◊ Community cases & health care worker cases: 135 (43%)
 - ◊ Long-term care/retirement residence cases 176 (57%)
 - ◊ <1% increase in lab-confirmed cases since previous report
 - ◊ Lab confirmed case positivity rate is 11% with 2,860 tests done to date
 - ◊ 5 current COVID-19 related outbreaks in long-term care facilities
 - ◊ Cases geographically spread across region (17/21 municipalities reporting cases)
 - ◊ 67% of cases are female
 - ◊ Median age of cases is 74-years (min = 2, max = 104)
 - ◊ 3% < 19-years, 14% 20-44 years, 19% 45-64 years, 64% 65+ years
 - ◊ 11% of cases hospitalized, 14% of hospitalized cases required ventilation
 - ◊ 21% of cases recovered

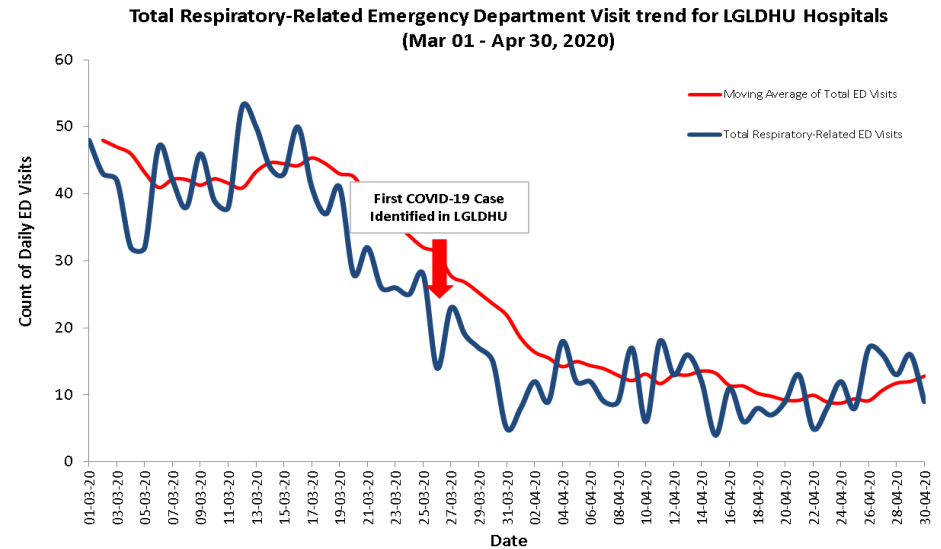
LGLDHU Deaths Summary:

- 40 deaths (37 long-term care, 3 community)
 - ◊ Case fatality rate is 13%
 - ◊ Median age of deaths is 86-years (min = 56, max = 100)
 - ◊ 98% of deaths occurred in population aged 65+ years
 - ◊ 65% of deaths were female
 - ◊ 26% of deaths occurred in hospital

Provincial (PHO):

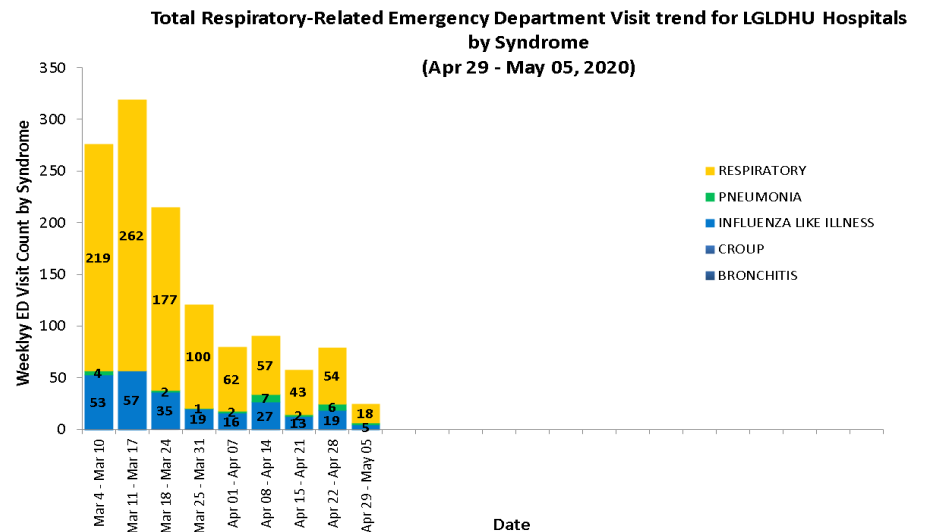
- 16,606 confirmed cases (11,975 investigations) including 1,121 deaths in Ontario.
 - ◊ 3% increase in lab-confirmed cases since previous report
 - ◊ 6% cases hospitalized
 - ◊ 23% of hospitalizations transferred to ICU, 17% of hospitalizations on ventilator

2. Respiratory Related ED Visits to Participating LGLDHU Hospitals*



Source: Acute Care Enhanced Surveillance (ACES). KFLA 2020, LGLDHU Data.

3. Respiratory Related ED Visits by Syndrome



Source: Acute Care Enhanced Surveillance (ACES). KFLA 2020, LGLDHU Data.

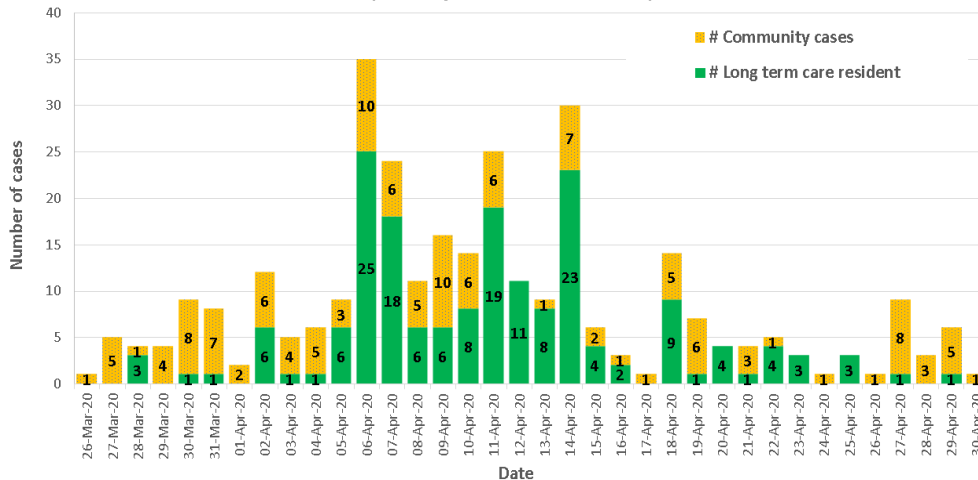
4. Data Summary and Key Messages

Local Summary (Hospital Admissions):

The aggregate trend in emergent admissions* for respiratory-related† reasons at local LGLDHU hospitals continues to remain low. The same trend has been observed for Ontario overall. Currently, respiratory-related complaints account for about 4% of LGLDHU hospital admissions with pneumonia-related admissions representing the highest count overall. The median age of respiratory-related admissions was 67-years over the past week (Min=0, Max=90).

7. COVID-19 Lab Confirmed Case Summary for LGLDHU‡

Daily count for lab confirmed positive COVID-19 cases by case type
(As of April 30, 2020: LGLDHU)



Source: Integrated Public Health Information System. Ontario MOHLTC. LGLDHU Data.

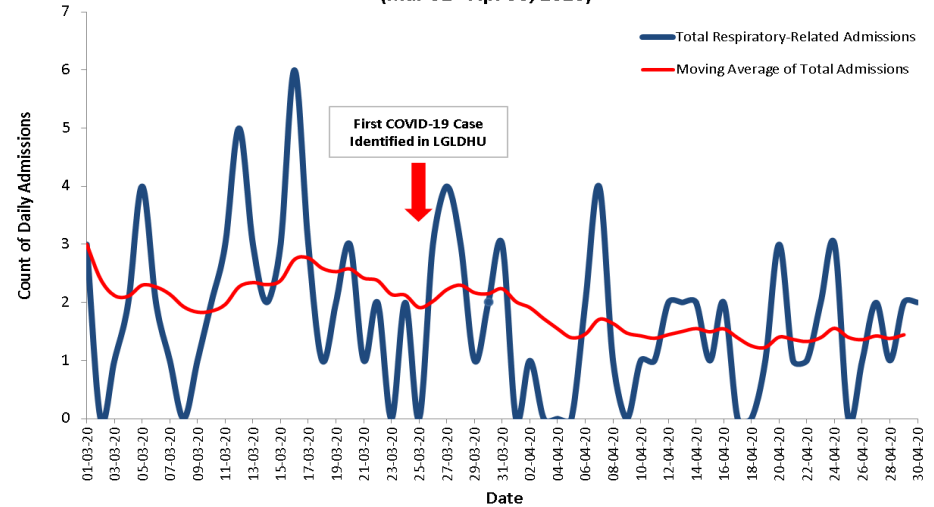
Note: †Respiratory-related emergency department visits or admissions include: Bronchitis, Croup, influenza-like illness (ILI), pneumonia, and respiratory syndromes.

Note: ‡Differences between LGLDHU counts and provincial counts may result due to data abstraction time differences. The two categories – health care worker and community case – have been combined for this report as changes are being made in the iPHIS database to separate the two more accurately.

About the data: Syndromic surveillance data is categorized based on chief complaint at time of hospital triage. The data presented in this report is obtained in near-real time to provide situational awareness for emerging or ongoing public health emergencies. Triage data does not constitute a diagnosis but should be considered a proxy for disease trends only.

5. Respiratory Related Admissions to Participating LGLDHU Hospitals*

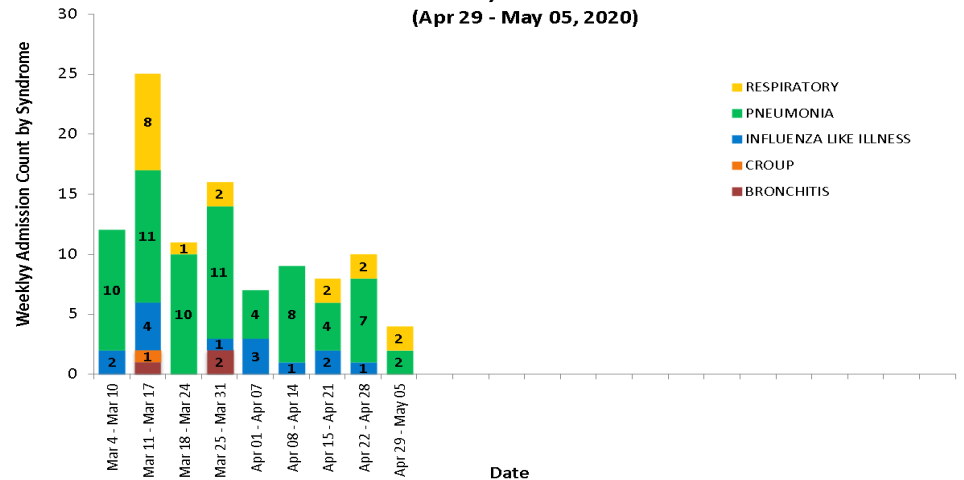
Total Respiratory-Related Emergent Hospital Admission trend for LGLDHU
(Mar 01 - Apr 30, 2020)



Source: Acute Care Enhanced Surveillance (ACES). KFLA2020, LGLDHU Data.

6. Respiratory Related Admissions by Syndrome

Total Respiratory-Related Emergent Hospital Admissions trend for LGLDHU by Syndrome
(Apr 29 - May 05, 2020)



Source: Acute Care Enhanced Surveillance (ACES). KFLA2020, LGLDHU Data.

Note: *Reporting hospitals include: Brockville General (BRGH), Kemptville District (KEDH), Carleton Place Memorial (CCC), Smiths Falls (SFH), Perth (GWMH).