

1. Data Summary and Key Messages

Local Summary (Hospital ED Visits):

The aggregate trend in emergency department (ED)* visits for respiratory-related† complaints at local LGLDHU hospitals continues to be lower than normal. The same trend has been observed for Ontario overall. However, there has been an uptick in respiratory-related complaints at LGLDHU EDs in the past 4-days. Currently, respiratory-related complaints account for just over 6% of LGLDHU hospital ED visits.

Highlights & Key Messages:

LGLDHU Case Summary (all cases):

- 304 lab confirmed cases including 40 deaths in LGLDHU:‡
 - ◊ Community cases & health care worker cases: 129 (42%)
 - ◊ Long-term care/retirement residence cases 175 (58%)
 - ◊ Lab confirmed case positivity rate is 11% with 2,756 tests done to date
 - ◊ 5 current COVID-19 related outbreaks in long-term care facilities
 - ◊ Cases geographically spread across region (17/21 municipalities reporting cases)
 - ◊ 66% of cases are female
 - ◊ Median age of cases is 77-years (min = 2, max = 104)
 - ◊ 3% < 19-years, 13% 20-44 years, 19% 45-64 years, 65% 65+ years
 - ◊ 12% of cases hospitalized, 14% of hospitalized cases required ventilation
 - ◊ 19% of cases recovered

LGLDHU Deaths Summary:

- 40 deaths (37 long-term care, 3 community)
 - ◊ Case fatality rate is 13%
 - ◊ Median age of deaths is 86-years (min = 56, max = 100)
 - ◊ 98% of deaths occurred in population aged 65+ years
 - ◊ 65% of deaths were female
 - ◊ 26% of deaths occurred in hospital

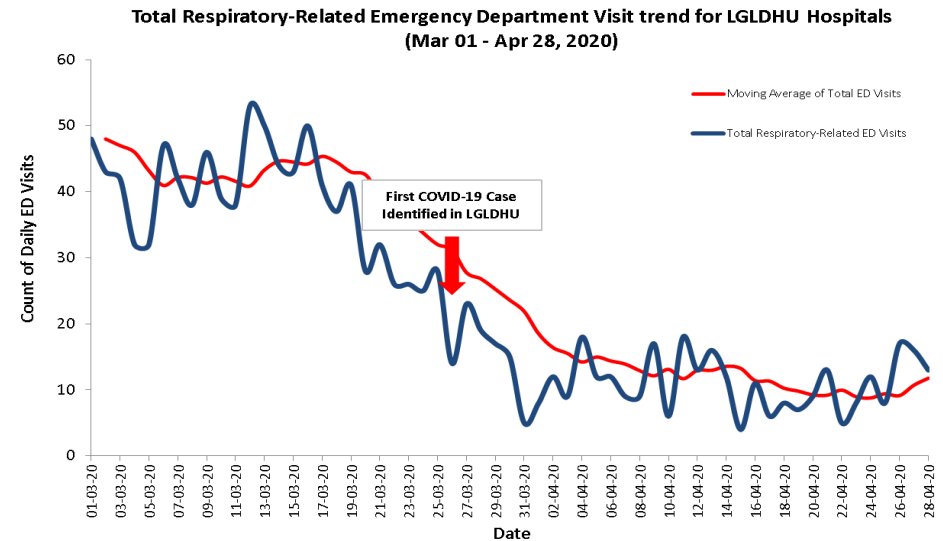
Provincial (PHO):

- 15,728 confirmed cases (9,530 investigations) including 996 deaths in Ontario.
 - ◊ 6% cases hospitalized
 - ◊ 24% of hospitalizations transferred to ICU, 19% of hospitalizations on ventilator

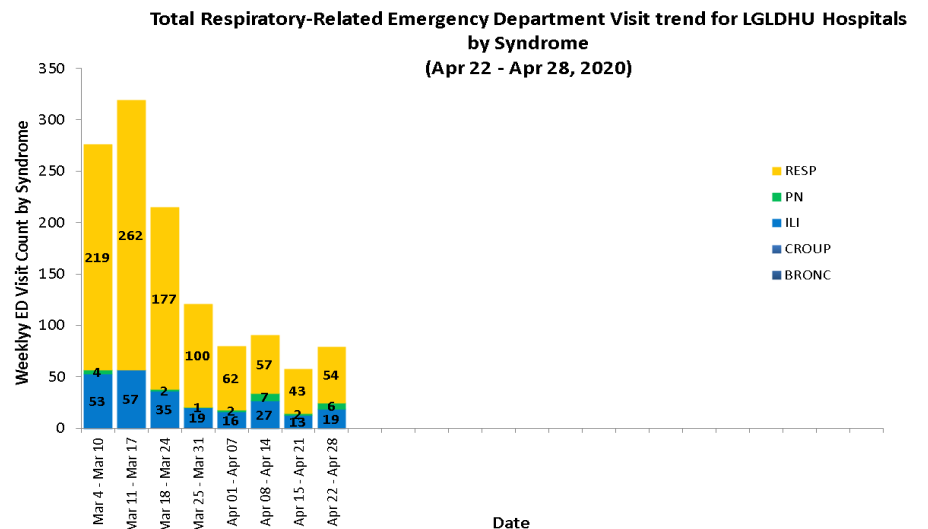
Note: ‡ Two categories – health care worker and community case - have been combined in the report as changes are being made in the iPHIS database to separate them more accurately.

For more information visit: <https://healthunit.org/coronavirus/>, call the *Infectious Diseases Line* at 613.345.5685 (ex 2222) or contact the epidemiologist at epi@healthunit.org

2. Respiratory Related ED Visits to Participating LGLDHU Hospitals*



3. Respiratory Related ED Visits by Syndrome



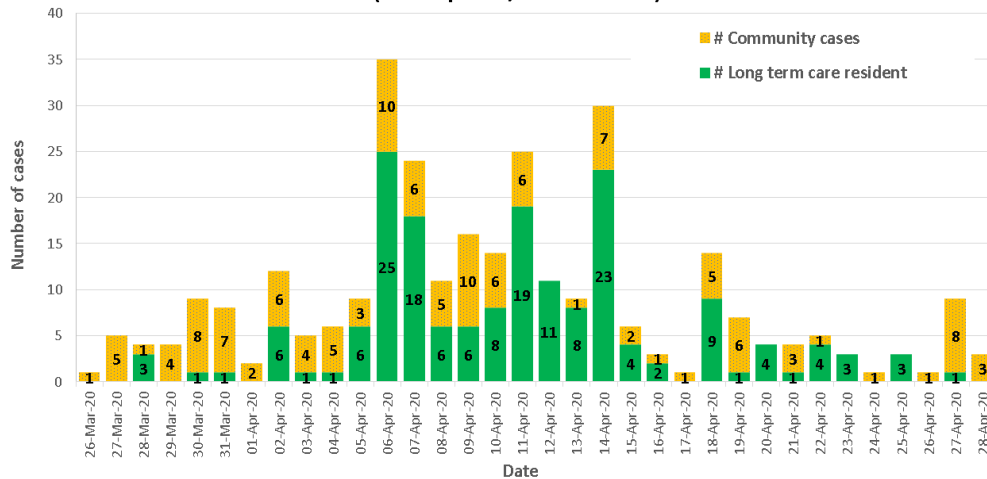
4. Data Summary and Key Messages

Local Summary (Hospital Admissions):

The aggregate trend in emergent admissions* for respiratory-related[†] reasons at local LGLDHU hospitals continues to remain low. The same trend has been observed for Ontario overall. Currently, respiratory-related complaints account for about 4% of LGLDHU hospital admissions with pneumonia-related admissions representing the highest count overall. The median age of respiratory-related admissions was 70-years over the past week (Min=0, Max=79).

7. COVID-19 Lab Confirmed Case Summary for LGLDHU[‡]

Daily count for lab confirmed positive COVID-19 cases by case type
(As of April 28, 2020: LGLDHU)



Source: Integrated Public Health Information System. Ontario MOHLTC. LGLDHU Data.

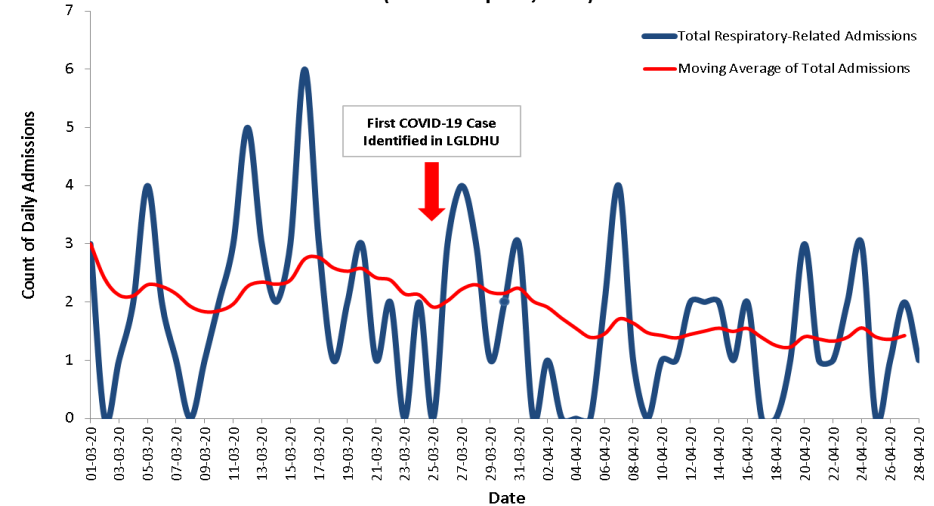
Note: [‡] Difference between LGLDHU counts and provincial counts may result due to data abstraction time differences. The two categories – health care worker and community case - have been combined for this report as changes are being made in the iPHIS database to separate the two more accurately.

Note: [†] Respiratory-related ED visits or admissions include: Bronchitis, Croup, ILI, pneumonia, and respiratory syndromes.

About the data: Syndromic surveillance data is categorized based on chief complaint at time of hospital triage. The data presented in this report is obtained in near-real time to provide situational awareness for emerging or ongoing public health emergencies. Triage data does not constitute a diagnosis but should be considered a proxy for disease trends only.

5. Respiratory Related Admissions to Participating LGLDHU Hospitals*

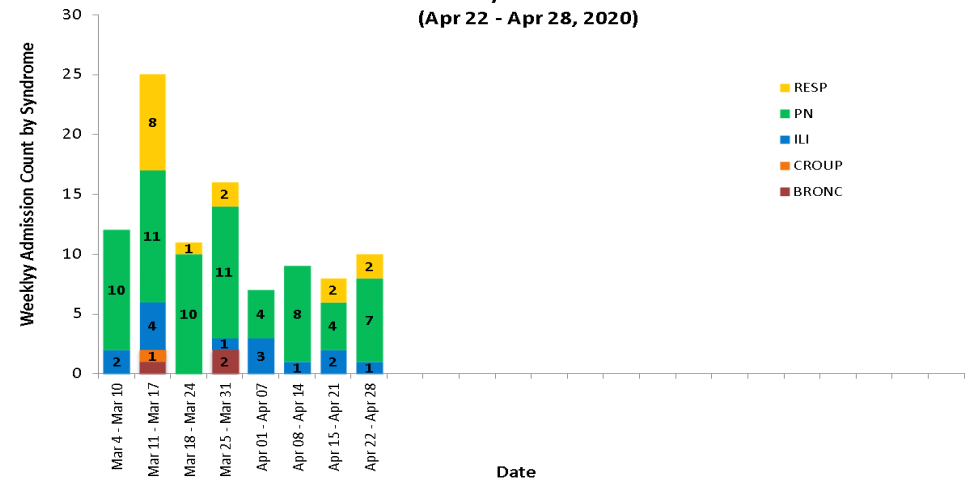
Total Respiratory-Related Emergent Hospital Admission trend for LGLDHU
(Mar 01 - Apr 28, 2020)



Source: Acute Care Enhanced Surveillance (ACES). KFLA 2020, LGLDHU Data.

6. Respiratory Related Admissions by Syndrome

Total Respiratory-Related Emergent Hospital Admission trend for LGLDHU by Syndrome
(Apr 22 - Apr 28, 2020)



Source: Acute Care Enhanced Surveillance (ACES). KFLA 2020, LGLDHU Data.

Note: *Reporting hospitals include: Brockville General (BRGH), Kemptville District (KEDH), Carleton Place Memorial (CCC), Smiths Falls (SFH), Perth (GWMH).