

1. Data Summary and Key Messages

Local Summary (Hospital ED Visits):

The aggregate trend in emergency department (ED)* visits for respiratory-related[†] complaints at local LGLDHU hospitals continues to be lower than normal. The same trend has been observed for Ontario overall. Currently, respiratory-related complaints account for just over 5% of LGLDHU hospital ED visits.

Highlights & Key Messages:

LGLDHU Case Summary (all cases):

- 285 lab confirmed cases including 39 deaths in LGLDHU:[‡]
 - ◊ Community cases & health care worker cases: 116 (40%)
 - ◊ Long-term care/retirement residence cases 169 (60%)
 - ◊ Lab confirmed case positivity rate is 12% with 2,335 tests done to date
 - ◊ 5 current COVID-19 related outbreaks in long-term care facilities
 - ◊ Cases geographically spread across region (17/21 municipalities reporting cases)
 - ◊ 66% of cases are female
 - ◊ Median age of cases is 77-years (min = 2, max = 104)
 - ◊ 4% < 19-years, 13% 20-44 years, 18% 45-64 years, 65% 65+ years
 - ◊ 11% of cases hospitalized, 17% of cases hospitalized cases required ventilation
 - ◊ 16% of cases recovered

LGLDHU Deaths Summary:

- 39 deaths (36 long-term care, 3 community)
 - ◊ Case fatality rate is 14%
 - ◊ Median age of deaths is 86-years (min = 56, max = 100)
 - ◊ 97% of deaths occurred in population aged 65+ years
 - ◊ 66% of deaths were female
 - ◊ 26% of deaths occurred in hospital

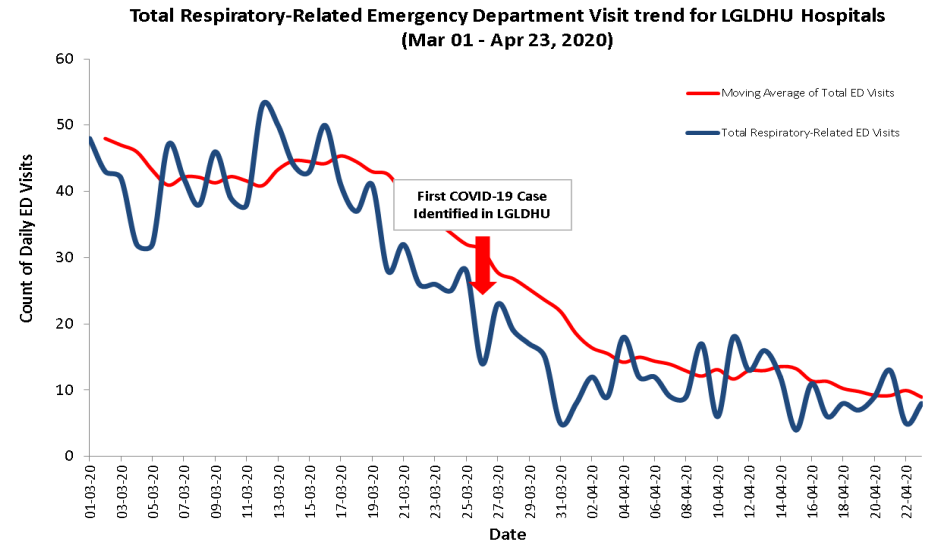
Provincial (PHO):

- 13,519 confirmed cases (5,414 investigations) including 763 deaths in Ontario.
 - ◊ 7% cases hospitalized
 - ◊ 26% of hospitalizations transferred to ICU, 21% of hospitalizations on ventilator

Note: [‡]Two categories – health care worker and community case - have been combined in the report as changes are being made in the iPHIS database to separate them more accurately.

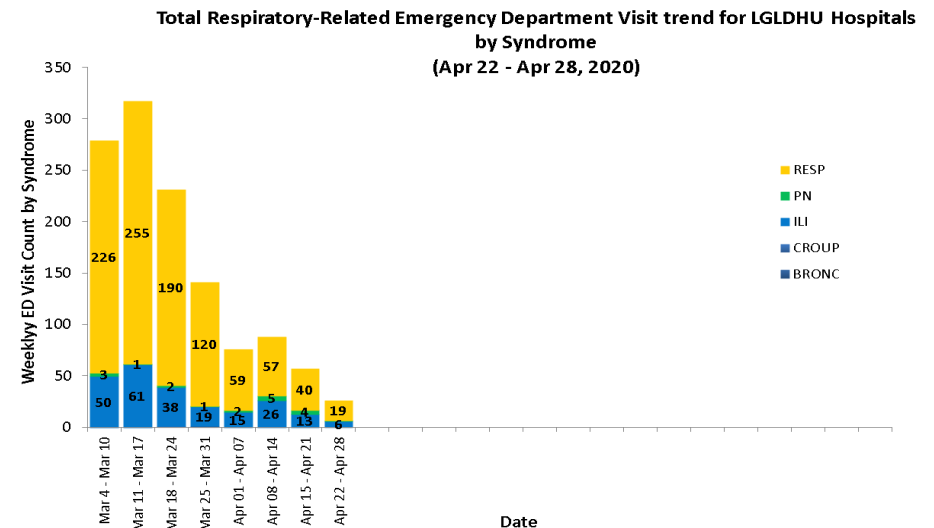
For more information visit: <https://healthunit.org/coronavirus/> or call the *Infectious Diseases Line* at 613.345.5685 (ex 2222) or contact the epidemiologist at epi@healthunit.org

2. Respiratory Related ED Visits to Participating LGLDHU Hospitals*



Source: Acute Care Enhanced Surveillance (ACES). KFLA 2020, LGLDHU Data.

3. Respiratory Related ED Visits by Syndrome



Source: Acute Care Enhanced Surveillance (ACES). KFLA 2020, LGLDHU Data.

Note: *Reporting hospitals include: Brockville General (BGH), Kemptville District (KDH), Carleton Place Memorial (CPH), Smiths Falls (SFH), Perth Great War Memorial (GWMH).

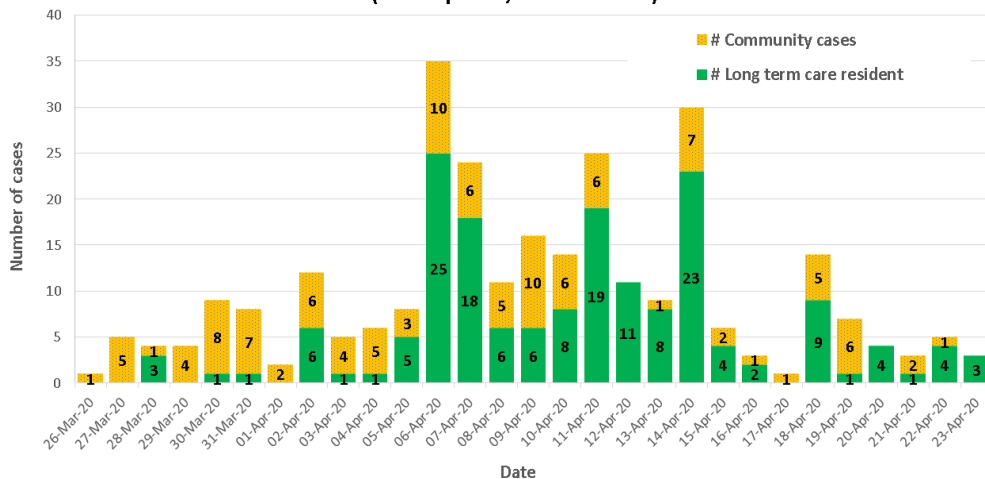
4. Data Summary and Key Messages

Local Summary (Hospital Admissions):

The aggregate trend in emergent admissions* for respiratory-related[†] reasons at local LGLDHU hospitals continues to remain low. The same trend has been observed for Ontario overall. Currently, respiratory-related complaints account for about 4% of LGLDHU hospital admissions with pneumonia-related admissions representing the highest count overall. The median age of respiratory-related admissions was 75-years over the past week (Min=64, Max=81).

7. COVID-19 Lab Confirmed Case Summary for LGLDHU[‡]

Daily count for lab confirmed positive COVID-19 cases by case type
 (As of April 23, 2020: LGLDHU)



Source: Integrated Public Health Information System. Ontario MOHLTC. LGLDHU Data.

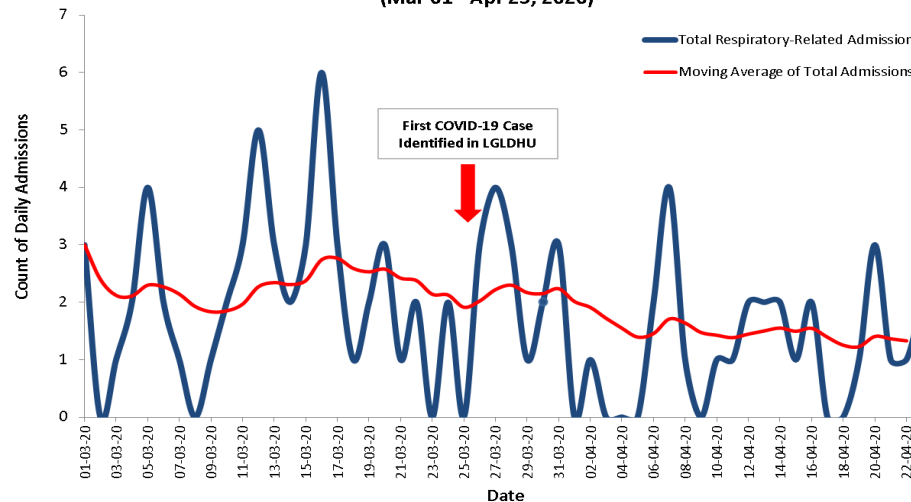
Note: [‡] Difference between LGLDHU counts and provincial counts may result due to data abstraction time differences. The two categories – health care worker and community case - have been combined for this report as changes are being made in the iPHIS database to separate the two more accurately.

Note: [†] Respiratory-related ED visits or admissions include: Bronchitis, Croup, ILI, pneumonia, and respiratory syndromes.

About the data: Syndromic surveillance data is categorized based on chief complaint at time of hospital triage. The data presented in this report is obtained in near-real time to provide situational awareness for emerging or ongoing public health emergencies. Triage data does not constitute a diagnosis but should be considered a proxy for disease trends only.

5. Respiratory Related Admissions to Participating LGLDHU Hospitals*

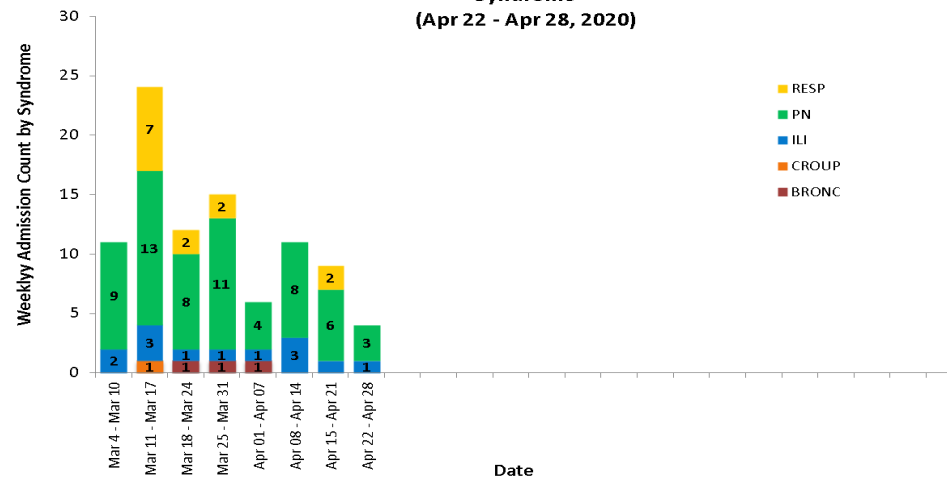
Total Respiratory-Related Emergent Hospital Admission trend for LGLDHU
 (Mar 01 - Apr 23, 2020)



Source: Acute Care Enhanced Surveillance (ACES). KFLA 2020, LGLDHU Data.

6. Respiratory Related Admissions by Syndrome

Total Respiratory-Related Emergent Hospital Admission trend for LGLDHU by Syndrome
 (Apr 22 - Apr 28, 2020)



Source: Acute Care Enhanced Surveillance (ACES). KFLA 2020, LGLDHU Data.

Note: *Reporting hospitals include: Brockville General (BRGH), Kemptville District (KEDH), Carleton Place Memorial (CCC), Smiths Falls (SFH), Perth (GWMH).