

1. Data Summary and Key Messages

Local Summary (Hospital ED Visits):

The aggregate trend in emergency department (ED)* visits for respiratory-related[†] complaints at local LGLDHU hospitals continues to be lower than normal. The same trend has been observed for Ontario overall. Currently, respiratory-related complaints account for about 9% of LGLDHU hospital ED visits with only slight increases being seen in total visits in the past week.

Highlights & Key Messages:

Local (LGLDHU):

- 247 lab confirmed cases including 32 deaths in LGLDHU:[‡]
 - ◊ Community cases & health care worker cases: 100 (41%)
 - ◊ Long-term care/retirement residence cases 147 (59%)
 - ◊ 32 deaths (29 long-term care, 3 community)
 - ◊ Case fatality rate is 13%
 - ◊ Lab confirmed case positivity rate is 15% with 1,639 tests done to date
 - ◊ 5 current COVID-19 related outbreaks in long-term care facilities
 - ◊ Cases geographically spread across region (17/21 municipalities reporting cases)
 - ◊ 66% female
 - ◊ Median age 77-years (min = 2, max = 104)
 - ◊ 3% < 19-years, 13% 20-44 years, 17% 45-64 years, 67% 65+ years
 - ◊ 8% of cases hospitalized, 26% of cases hospitalized required ventilation
 - ◊ 11% of cases recovered

Provincial (PHO):

- 9,525 confirmed cases (5,993 investigation) including 478 deaths in Ontario.
 - ◊ 9% cases hospitalized
 - ◊ 30% of hospitalizations transferred to ICU, 25% of hospitalizations on ventilator

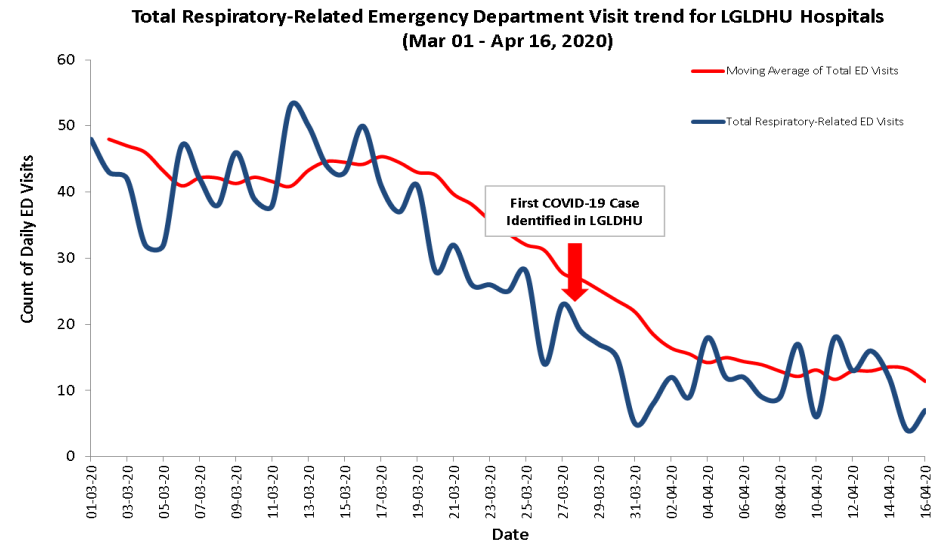
National (PHAC):

- ~30,000 confirmed cases (5.7% positivity) (CFR = 3.0%)
 - ◊ 1,193 deaths: 423 in ON, 630 in QC, 75 in BC, 50 in AB
 - ◊ 18% of cases hospitalized, 26% of hospitalizations resulting in ICU transfer

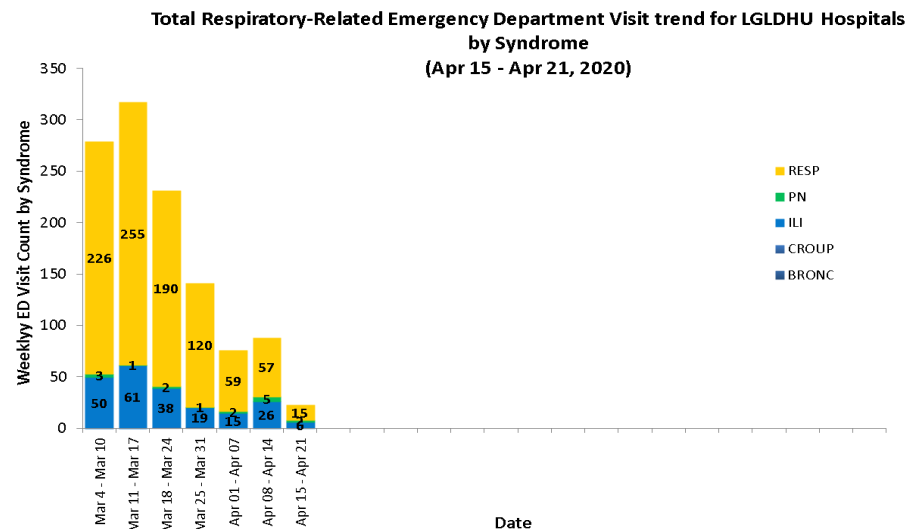
Note: [†]Two categories – health care worker and community case - have been combined for this report as changes are being made in the iPHIS database to separate them more accurately.

For more information visit: <https://healthunit.org/coronavirus/> or call the *Infectious Diseases Line* at 613.345.5685 (ex 2222) or contact the epidemiologist at epi@healthunit.org

2. Respiratory Related ED Visits to Participating LGLDHU Hospitals*



3. Respiratory Related ED Visits by Syndrome



Note: *Reporting hospitals include: Brockville General (BGH), Kemptville District (KDH), Carleton Place Memorial (CPH), Smiths Falls (SFH), Perth Great War Memorial (GWMH).

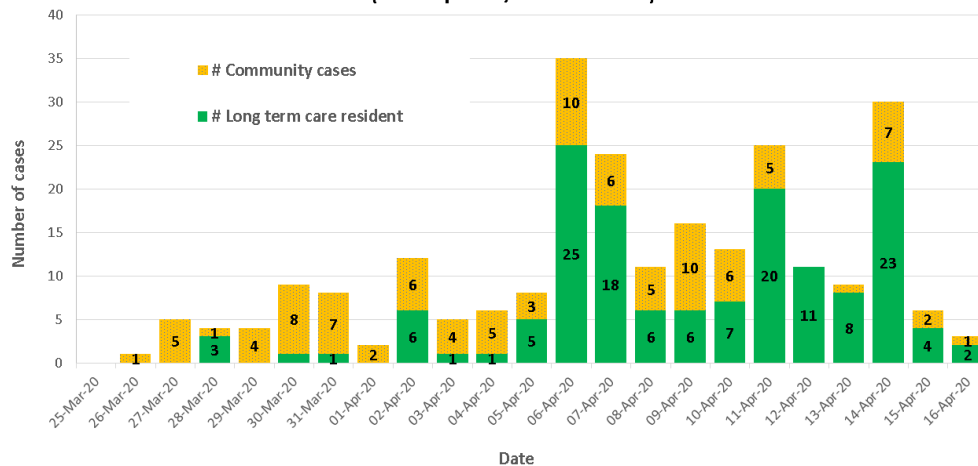
4. Data Summary and Key Messages

Local Summary (Hospital Admissions):

The aggregate trend in emergent admissions* for respiratory-related[†] reasons at local LGLDHU hospitals has seen a slight uptick in ILI-related admissions over the past 3 -days. The same trend has been observed for Ontario overall. Currently, respiratory-related complaints account for about 5% of LGLDHU hospital admissions with pneumonia-related admissions representing the highest count. The median age of respiratory-related admissions was 69-years over the past week (Min=59, Max=91).

7. COVID-19 Lab Confirmed Case Summary for LGLDHU[‡]

Daily count for lab confirmed positive COVID-19 cases by case type
(As of April 16, 2020: LGLDHU)



Source: Integrated Public Health Information System. Ontario MOHLTC. LGLDHU Data.

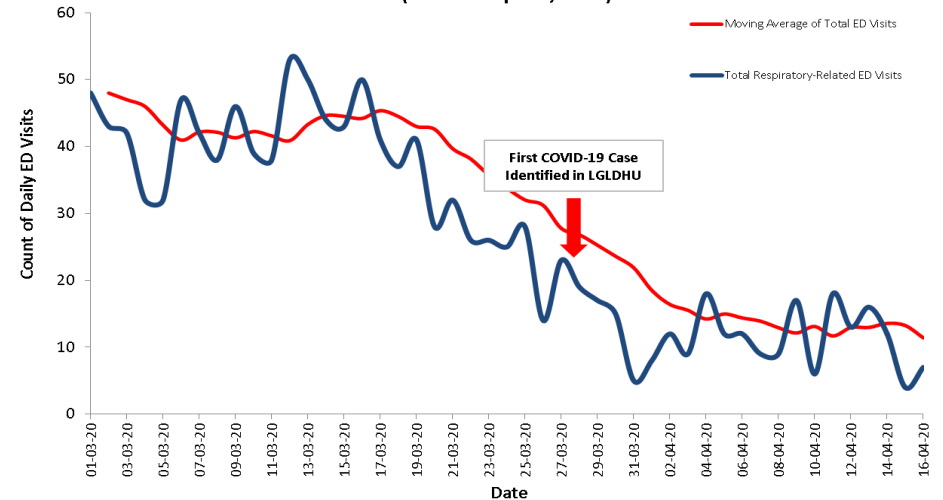
Note: [‡]Graphic based on LGLDHU data counts of 247 cases. Difference between LGLDHU counts and provincial counts may result due to data abstraction time differences. The two categories – health care worker and community case - have been combined for this report as changes are being made in the iPHIS database to separate the two more accurately.

Note: [†]Respiratory-related ED visits or admissions include: Bronchitis, Croup, ILI, pneumonia, and respiratory syndromes.

About the data: Syndromic surveillance data is categorized based on chief complaint at time of hospital triage. The data presented in this report is obtained in near-real time to provide situational awareness for emerging or ongoing public health emergencies. Triage data does not constitute a diagnosis but should be considered a proxy for disease trends only.

5. Respiratory Related Admissions to Participating LGLDHU Hospitals*

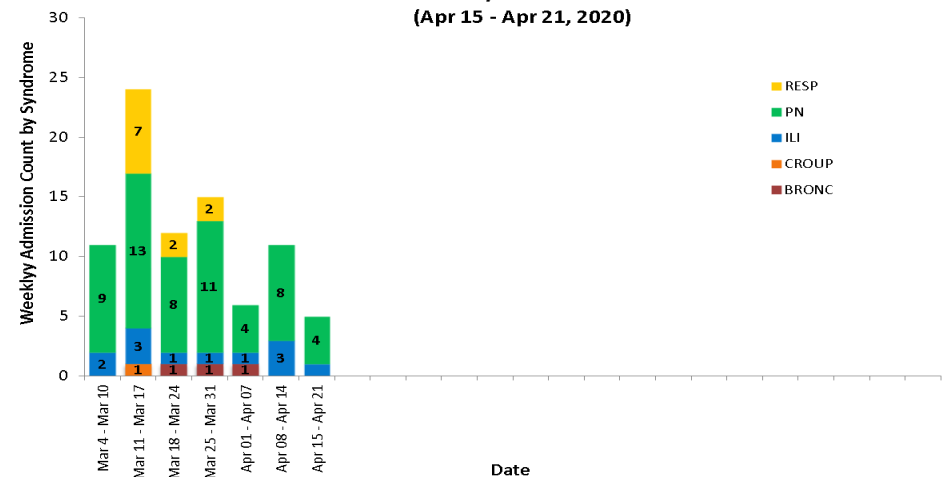
Total Respiratory-Related Emergency Department Visit trend for LGLDHU Hospitals
(Mar 01 - Apr 16, 2020)



Source: Acute Care Enhanced Surveillance (ACES). KFLA 2020, LGLDHU Data.

6. Respiratory Related Admissions by Syndrome

Total Respiratory-Related Emergent Hospital Admission trend for LGLDHU by Syndrome
(Apr 15 - Apr 21, 2020)



Source: Acute Care Enhanced Surveillance (ACES). KFLA 2020, LGLDHU Data.

Note: *Reporting hospitals include: Brockville General (BRGH), Kemptville District (KEDH), Carleton Place Memorial (CCC), Smiths Falls (SFH), Perth (GWMH).