

1. Data Summary and Key Messages

Local Summary (Hospital ED Visits):

The aggregate trend in emergency department (ED) visits for respiratory-related[†] complaints at local LGLDHU hospitals appears to have reached a bottom plateau over the past week. Currently, respiratory-related complaints account for about 9% of LGLDHU hospital ED visits with slight increases being seen in both pneumonia and ILI-related visits in the past week.*

Highlights & Key Messages:

Local (LGLDHU):

- 235 lab confirmed cases including 27 deaths in LGLDHU:[‡]
 - ◇ Community cases & health care worker cases: 86 (37%)
 - ◇ Long-term care/retirement residence cases 149 (63%)
 - ◇ 27 deaths (24 long-term care, 3 community)
 - ◇ Case fatality rate is 11%
 - ◇ Lab confirmed case positivity rate is 16% with 1,449 tests done to date
 - ◇ 5 current COVID-19 related outbreaks in long-term care facilities
 - ◇ Cases geographically spread across region (17/21 municipalities reporting cases)
 - ◇ 65% female
 - ◇ Median age 76-years (min = 2, max = 104)
 - ◇ 3% < 19-years, 13% 20-44 years, 17% 45-64 years, 67% 65+ years
 - ◇ 6% of cases hospitalized
 - ◇ 33% of cases hospitalized required ventilation

Provincial (PHO):

- 8,447 confirmed cases (4,429 under investigation) including 385 deaths in Ontario.
 - ◇ 9% cases hospitalized
 - ◇ 32% of hospitalizations transferred to ICU, 24% of hospitalizations on ventilator

National (PHAC):

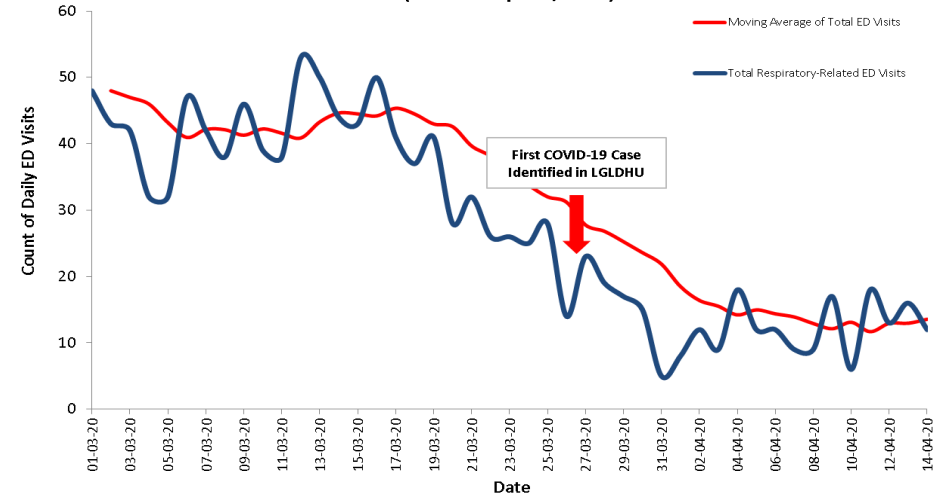
- ~28,000 confirmed cases (5.7% positivity) (CFR = 3.0%).
 - ◇ 954 deaths: 385 in ON, 435 in QC, 72 in BC, 48 in AB.
 - ◇ 18% of cases hospitalized, 27% of hospitalizations resulting in ICU transfer

Note: [‡]The two categories – health care worker and community case - have been combined for this report as changes are being made in the iPHIS database to separate the two more accurately.

For more information visit: <https://healthunit.org/coronavirus/> or call the *Infectious Diseases Line* at 613.345.5685 (ex 2222) or contact the epidemiologist at epi@healthunit.org

2. Respiratory Related ED Visits to Participating LGLDHU Hospitals*

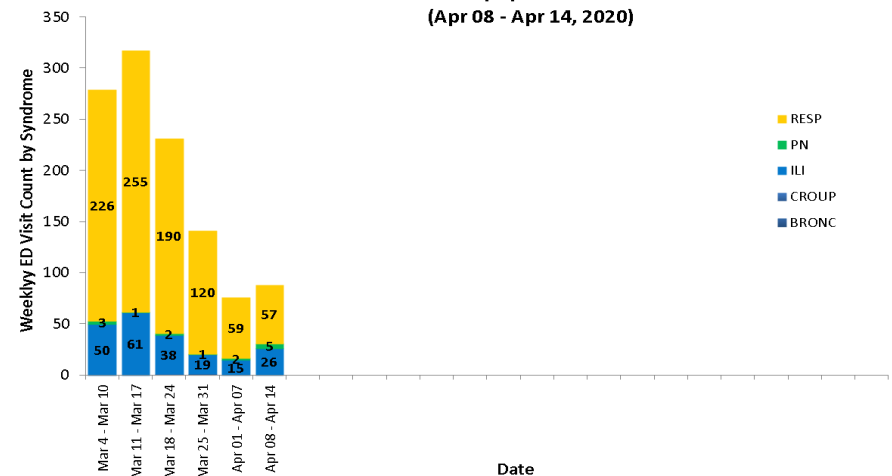
Total Respiratory-Related Emergency Department Visit trend for LGLDHU Hospitals (Mar 01 - Apr 14, 2020)



Source: Acute Care Enhanced Surveillance (ACES). KFLA 2020, LGLDHU Data.

3. Respiratory Related ED Visits by Syndrome

Total Respiratory-Related Emergency Department Visit trend for LGLDHU Hospitals by Syndrome (Apr 08 - Apr 14, 2020)



Source: Acute Care Enhanced Surveillance (ACES). KFLA 2020, LGLDHU Data.

Note: *Reporting hospitals include: Brockville General (BGH), Kemptville District (KDH), Carleton Place Memorial (CPH), Smiths Falls (SFH), Perth Great War Memorial (GWMH).

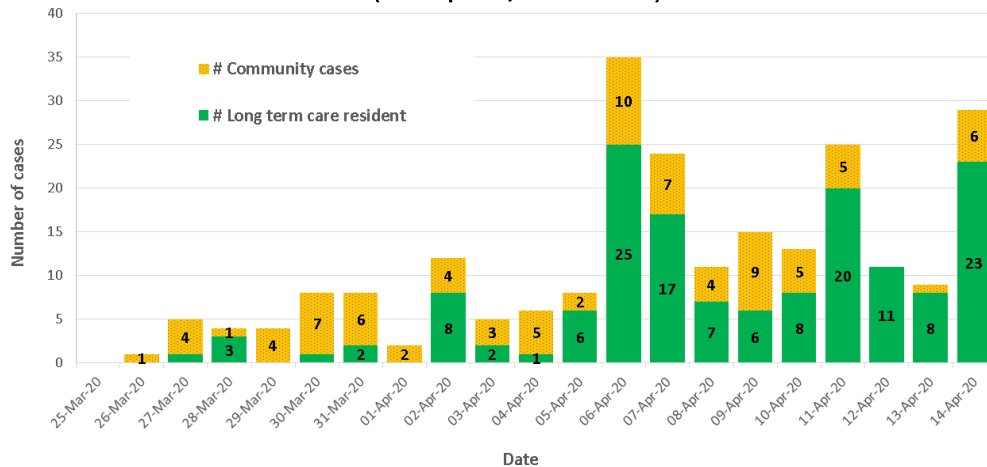
4. Data Summary and Key Messages

Local Summary (Hospital Admissions):

The aggregate trend in emergent admissions for respiratory-related[†] reasons at local LGLDHU hospitals has stabilized over the past 5-days. The same trend has been observed for Ontario overall. Currently, respiratory-related complaints account for about 5% of LGLDHU hospital admissions with pneumonia-related admission representing the highest count.* The median age of respiratory-related admissions was 75-years over the past week (Min=28, Max=91).

7. COVID-19 Lab Confirmed Case Summary for LGLDHU[‡]

Daily count for lab confirmed positive COVID-19 cases by case type
(As of April 14, 2020: LGLDHU)



Source: Integrated Public Health Information System. Ontario MOHLTC. LGLDHU Data.

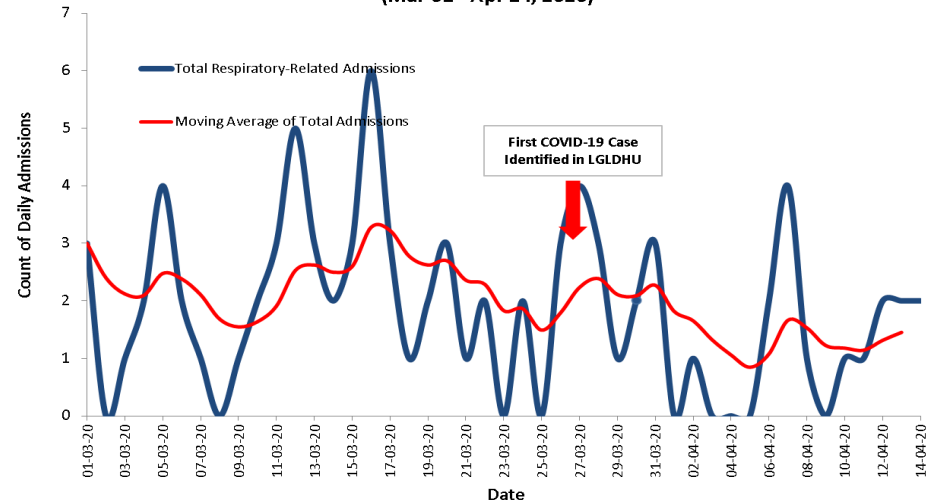
Note: [‡]Graphic based on LGLDHU data counts of 235 cases. Difference between LGLDHU counts and provincial counts may result due to data abstraction time differences. The two categories – health care worker and community case - have been combined for this report as changes are being made in the iPHIS database to separate the two more accurately.

About the data: Syndromic surveillance data is categorized based on chief complaint at time of hospital triage. The data presented in this report is obtained in near-real time to provide situational awareness for emerging or ongoing public health emergencies. Triage data does not constitute a diagnosis but should be considered a proxy for disease trends only.

Note: [†]Respiratory-related ED visits or admissions include: Bronchitis, Croup, ILI, pneumonia, and respiratory syndromes.

5. Respiratory Related Admissions to Participating LGLDHU Hospitals*

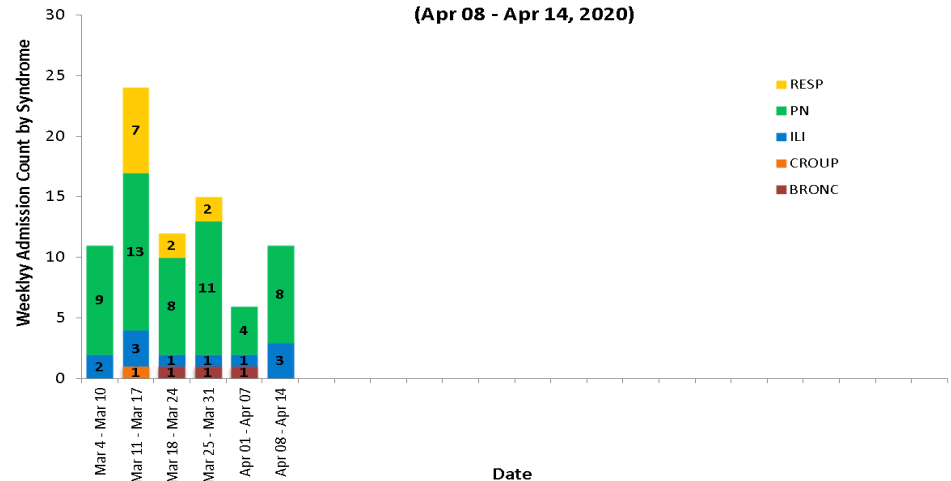
Total Respiratory-Related Emergent Hospital Admission trend for LGLDHU
(Mar 01 - Apr 14, 2020)



Source: Acute Care Enhanced Surveillance (ACES). KFLA 2020, LGLDHU Data.

6. Respiratory Related Admissions by Syndrome

Total Respiratory-Related Emergent Hospital Admission trend for LGLDHU by Syndrome
(Apr 08 - Apr 14, 2020)



Source: Acute Care Enhanced Surveillance (ACES). KFLA 2020, LGLDHU Data.

Note: *Reporting hospitals include: Brockville General (BRGH), Kemptville District (KEDH), Carleton Place Memorial (CCC), Smiths Falls (SFH), Perth (GWMH).