

1. Data Summary and Key Messages

Local Summary (Hospital ED Visits):

The aggregate trend in emergency department (ED) visits for respiratory-related[†] complaints at local LGLDHU hospitals appears to have reached a bottom plateau over the past week. Currently, respiratory-related complaints account for about 9% of LGLDHU hospital ED visits with increases being seen in both pneumonia and ILI-related visits in the past week.*

Highlights & Key Messages:

Local (LGLDHU):

- 206 lab confirmed cases including 25 deaths in LGLDHU to date as of 4:00 PM:
 - ◇ Community cases 26%
 - ◇ Long-term care/retirement residence cases 55%
 - ◇ Healthcare worker cases 19%
 - ◇ 25 deaths (22 long-term care, 3 community)
 - ◇ Case fatality rate is 12%
 - ◇ Lab confirmed case positivity rate is 15% with 1,367 tests done to date
 - ◇ 6 current COVID-19 related outbreaks in long-term care facilities
 - ◇ Cases geographically spread across region (16/21 municipalities reporting cases)
 - ◇ 62% female
 - ◇ Median age 73-years (min = 2, max = 100)
 - ◇ 4% < 19-years, 13% 20-44 years, 18% 45-64 years, 65% 65+ years
 - ◇ 7% of cases hospitalized
 - ◇ 36% of cases hospitalized required ventilation

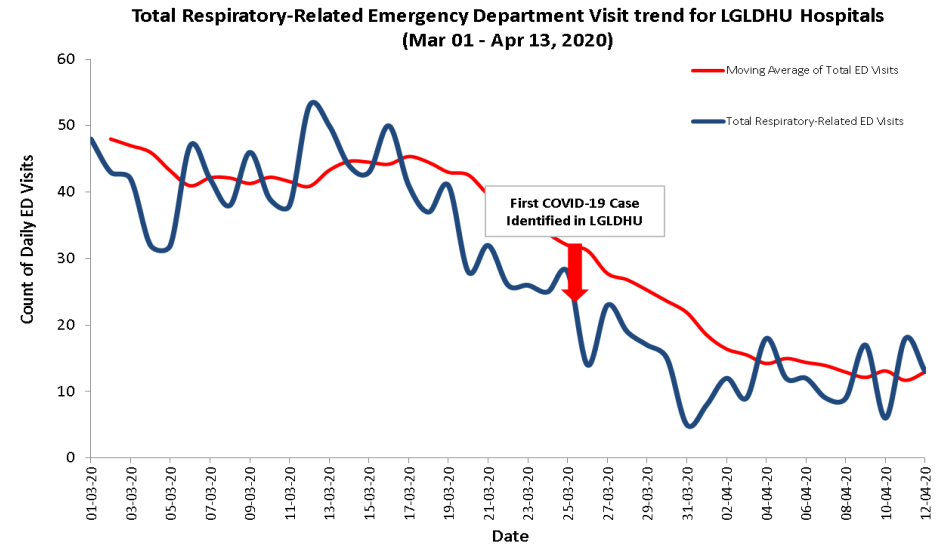
Provincial (PHO):

- 7,953 confirmed cases (2,107 under investigation) including 334 deaths in Ontario.
 - ◇ 10% cases hospitalized
 - ◇ 33% of hospitalizations transferred to ICU, 26% of hospitalizations on ventilator

National (PHAC):

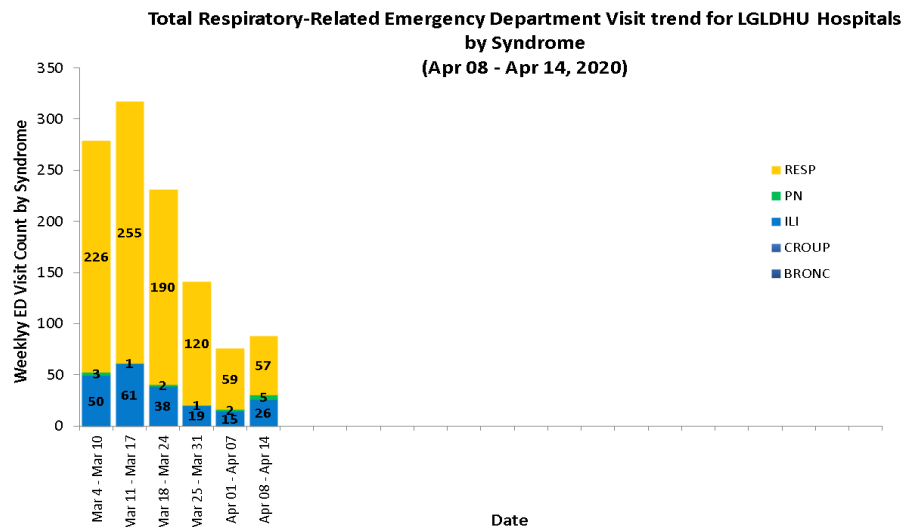
- ~26,000 confirmed cases (5.7% positivity) (CFR = 3.0%).
 - ◇ 823 deaths: 334 in ON, 360 in QC, 69 in BC, 46 in AB.
 - ◇ 18% of cases hospitalized, 27% of hospitalizations resulting in ICU transfer
 - ◇ 63% of all ICU admissions aged 60+ years

2. Respiratory Related ED Visits to Participating LGLDHU Hospitals*



Source: Acute Care Enhanced Surveillance (ACES). KFLA 2020, LGLDHU Data.

3. Respiratory Related ED Visits by Syndrome



Source: Acute Care Enhanced Surveillance (ACES). KFLA 2020, LGLDHU Data.

For more information visit: <https://healthunit.org/coronavirus/> or call the *Infectious Diseases Line* at 613.345.5685 (ex 2222) or contact the epidemiologist at epi@healthunit.org

Note: *Reporting hospitals include: Brockville General (BGH), Kemptville District (KDH), Carleton Place Memorial (CPH), Smiths Falls (SFH), Perth Great War Memorial (GWMH).

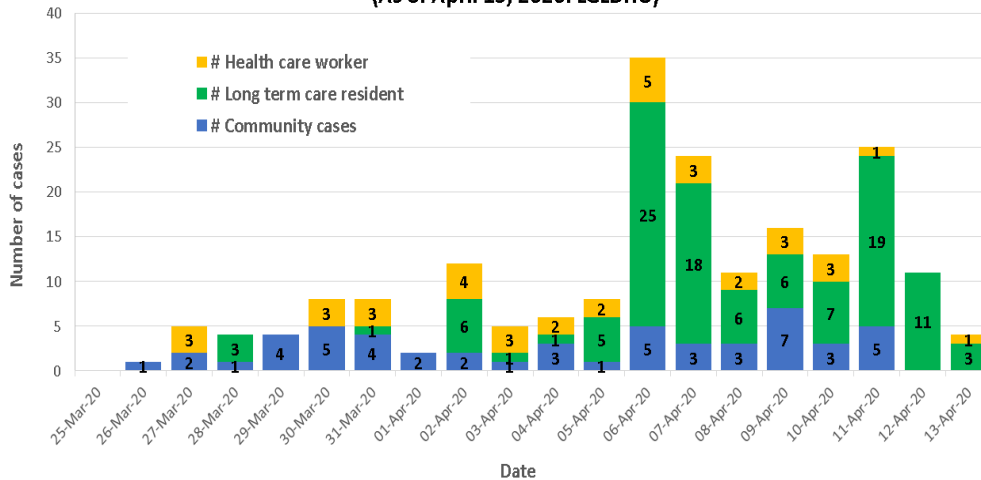
4. Data Summary and Key Messages

Local Summary (Hospital Admissions):

The aggregate trend in emergent admissions for respiratory-related[†] reasons at local LGLDHU hospitals has stabilized over the past 5-days. The same trend has been observed for Ontario overall. Currently, respiratory-related complaints account for about 5% of LGLDHU hospital admissions with pneumonia-related admission representing the highest count.* The median age of respiratory-related admissions was 75-years over the past week (Min=28, Max=91).

7. COVID-19 Lab Confirmed Case Summary for LGLDHU[‡]

Daily count for lab confirmed positive COVID-19 cases by case type
 (As of April 13, 2020: LGLDHU)



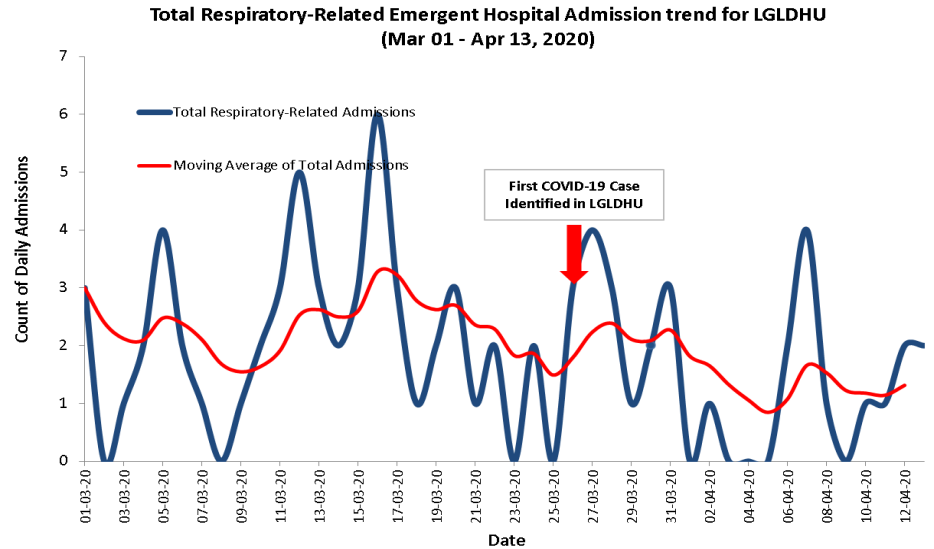
Source: Integrated Public Health Information System. Ontario MOHLTC. LGLDHU Data.

Note: [‡]Graphic based on LGLDHU data counts of 202 cases vs. 206 for the province. Small difference between LGLDHU counts and provincial counts a result of data abstraction time differences.

About the data: Syndromic surveillance data is categorized based on chief complaint at time of hospital triage. The data presented in this report is obtained in near-real time to help provide situational awareness for emerging or ongoing public health emergencies. Triage data does not constitute a diagnosis. Therefore, the trends associated with this report are to be considered a proxy for disease trends that are occurring in the community.

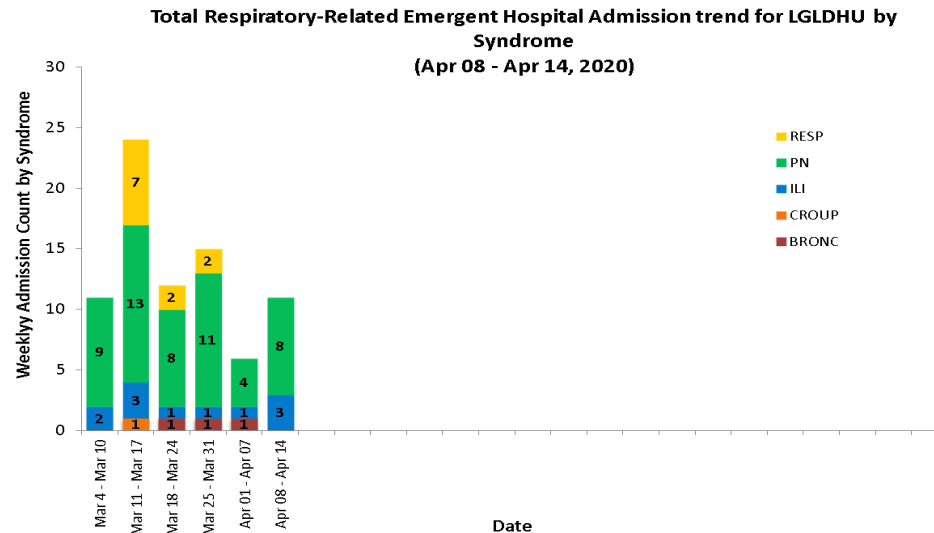
Note: [†]Respiratory-related ED visits or hospital admissions includes: Bronchitis, Croup, ILI, pneumonia, and respiratory syndromes.

5. Respiratory Related Admissions to Participating LGLDHU Hospitals*



Source: Acute Care Enhanced Surveillance (ACES). KFLA 2020, LGLDHU Data.

6. Respiratory Related Admissions by Syndrome



Source: Acute Care Enhanced Surveillance (ACES). KFLA 2020, LGLDHU Data.

Note: *Reporting hospitals include: Brockville General (BRGH), Kemptville District (KEDH), Carleton Place Memorial (CCC), Smiths Falls (SFH), Perth (GWMH).