

1. Data Summary and Key Messages

Local Summary (Hospital ED Visits):

The aggregate trend in emergency department (ED) visits for respiratory-related[†] complaints at local LGLDHU hospitals appears to have reached a bottom plateau over the past week. Currently, respiratory-related complaints account for about 9% of LGLDHU hospital ED visits with increases being seen in both pneumonia and ILI-related visits in the past week.*

Highlights & Key Messages:

Local (LGLDHU):

- 176 lab confirmed cases including 14 deaths in LGLDHU to date:
 - ◊ Community cases = 43 (25%)
 - ◊ Long-term care/retirement residence cases = 101 (57%) (Some community-based cases reallocated to retirement residences)
 - ◊ Healthcare worker cases = 32 (18%)
 - ◊ 14 deaths (11 long-term care, 3 community)
 - ◊ 6 current COVID-19 related outbreaks in long-term care facilities
 - ◊ 13% of cases have recovered
 - ◊ Cases geographically spread across region (16/21 municipalities reporting cases)
 - ◊ 65% female
 - ◊ Median age 75-years (min = 2, max = 100)
 - ◊ 3% < 19-years, 13% 20-44 years, 18% 45-64 years, 66% 65+ years
 - ◊ 5% of cases hospitalized (lower than Ontario (10%) & national rates (18%))
 - ◊ 63% of cases hospitalized required ventilation
 - ◊ Lab confirmed case positivity rate is 15% with 1,188 tests done to date
 - ◊ Case fatality rate is 8%

Provincial (PHO):

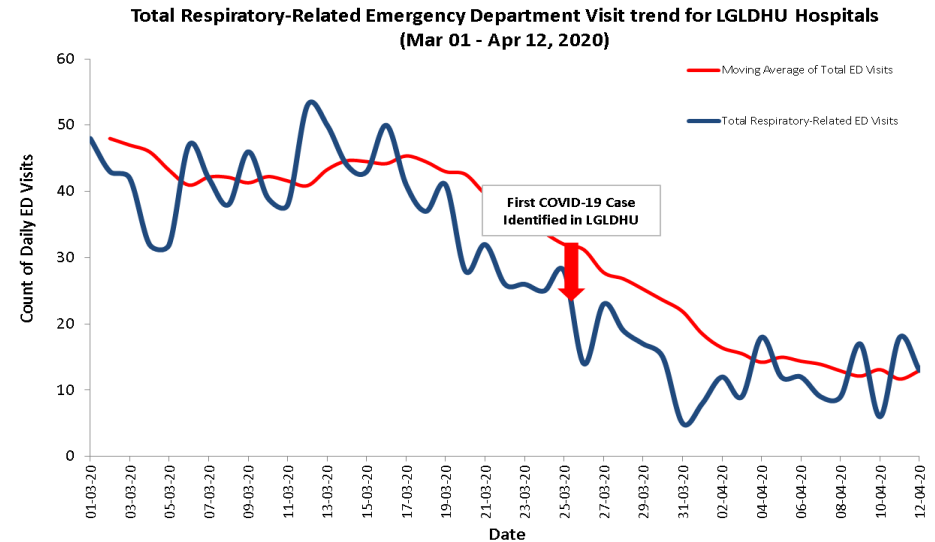
- 7,049 confirmed cases (1,619 under investigation) including 274 deaths in Ontario.
 - ◊ 10% cases hospitalized
 - ◊ 35% of hospitalizations transferred to ICU, 27% of hospitalizations on ventilator

National (PHAC):

- ~24,000 confirmed cases (5.4% positivity) (CFR = 2.8%).
 - ◊ 717 deaths: 274 in ON, 328 in QC, 58 in BC, 44 in AB.
 - ◊ 18% of cases hospitalized, 28% of hospitalizations resulting in ICU transfer

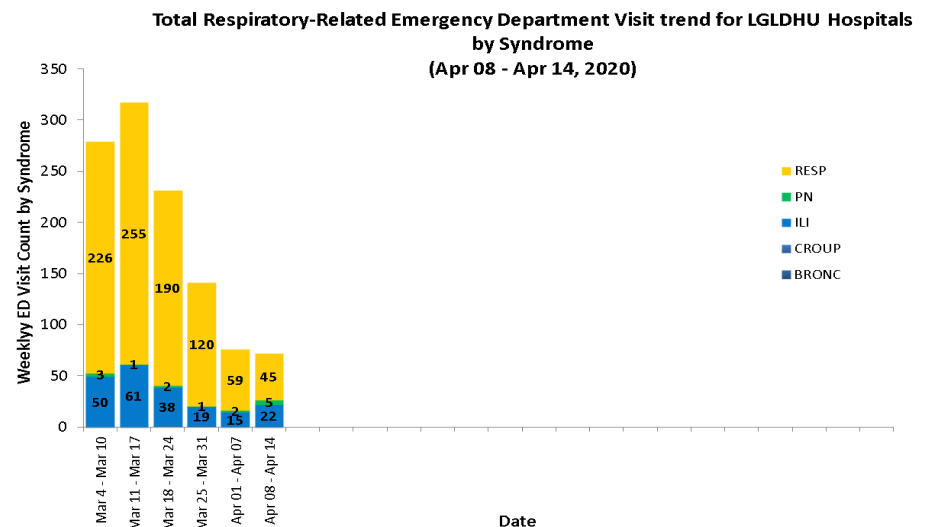
For more information visit: <https://healthunit.org/coronavirus/> or call the *Infectious Diseases Line* at 613.345.5685 (ex 2222) or contact the epidemiologist at epi@healthunit.org

2. Respiratory Related ED Visits to Participating LGLDHU Hospitals*



Source: Acute Care Enhanced Surveillance (ACES). KFLA 2020, LGLDHU Data.

3. Respiratory Related ED Visits by Syndrome



Source: Acute Care Enhanced Surveillance (ACES). KFLA 2020, LGLDHU Data.

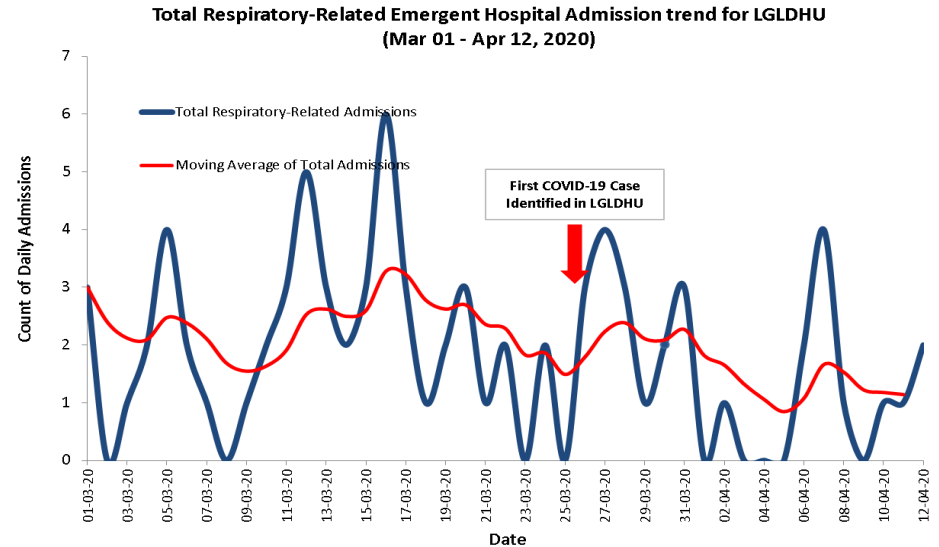
Note: *Reporting hospitals include: Brockville General (BGH), Kemptville District (KDH), Carleton Place Memorial (CPH), Smiths Falls (SFH), Perth Great War Memorial (GWMH).

4. Data Summary and Key Messages

Local Summary (Hospital Admissions):

The aggregate trend in emergent admissions for respiratory-related[†] reasons at local LGLDHU hospitals has stabilized over the past 4-days. The same trend has been observed for Ontario overall. Currently, respiratory-related complaints account for about 5% of LGLDHU hospital admissions with pneumonia-related admission representing the highest count.* The median age of respiratory-related admissions was 72-years over the past week (Min=28, Max=85).

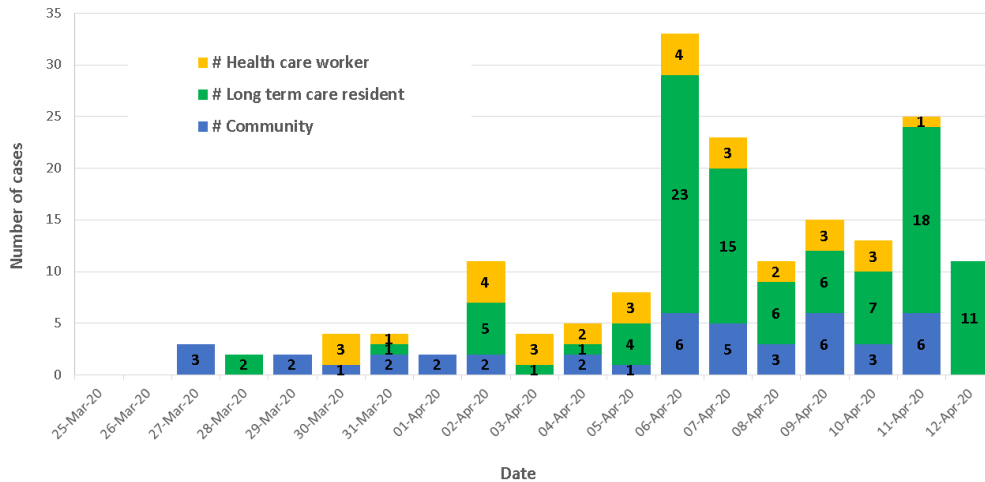
5. Respiratory Related Admissions to Participating LGLDHU Hospitals*



Source: Acute Care Enhanced Surveillance (ACES), KFLA2020, LGLDHU Data.

7. COVID-19 Lab Confirmed Case Summary

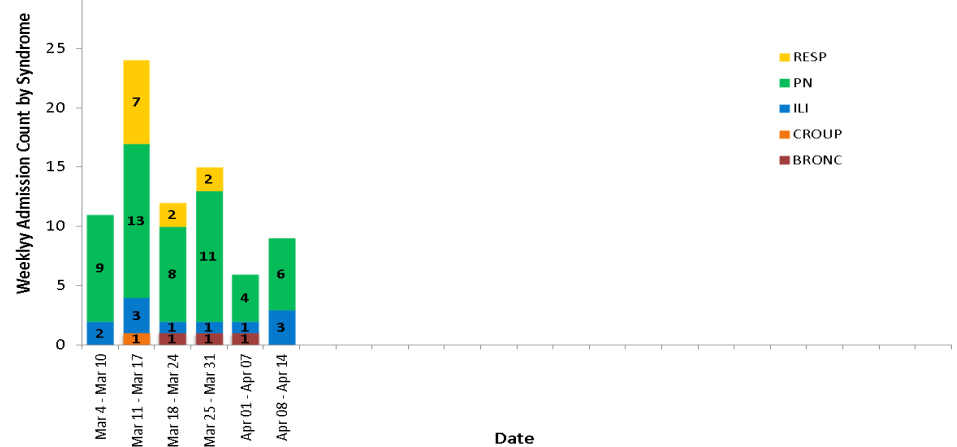
Daily count for lab confirmed positive COVID-19 cases by case type (As of April 12, 2020: LGLDHU)



Source: Integrated Public Health Information System, Ontario MOHLTC, LGLDHU Data.

6. Respiratory Related Admissions by Syndrome

Total Respiratory-Related Emergent Hospital Admission trend for LGLDHU by Syndrome (Apr 08 - Apr 14, 2020)



Source: Acute Care Enhanced Surveillance (ACES), KFLA2020, LGLDHU Data.

About the data: Syndromic surveillance data is categorized based on chief complaint at time of hospital triage and registration. The data presented in this summary report is obtained in near-real time to help provide situational awareness for emerging or ongoing public health emergencies. Triage data does not constitute a diagnosis. Therefore, the trends associated with the data presented in this report are to be considered a proxy for disease trends that are occurring in the community.

Note: [†]Respiratory-related ED visits or hospital admissions includes: Bronchitis, Croup, ILI, pneumonia, and respiratory syndromes.

Note: *Reporting hospitals include: Brockville General (BRGH), Kemptville District (KEDH), Carleton Place Memorial (CCC), Smiths Falls (SFH), Perth (GWMH).