

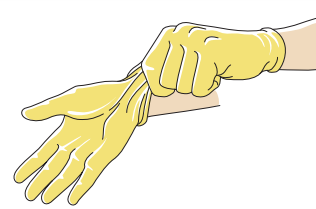
Diapering



1 Collect supplies.



2 Wash your hands.



3 Put on a new pair of disposable gloves.




4 Remove diaper, fold it closed and put it out of the child's reach.



5 Use disposable wipes to wipe child from front to back. Apply cream/ointment if requested by the parent*.



6 Discard the dirty diaper and wipes into plastic lined garbage container **.




7 Remove gloves and wash hands (use hand sanitizer if hands aren't soiled).



8 Diaper and dress the child.



9 Wash your hands and help the child wash theirs too. Move child to a safe place.



10 Clean and disinfect the diaper changing surface.



11 Wash your hands again.

Safety reminder: Keep one hand on child at all times

*Use cream/ ointment only if requested by the parents, and only for the designated child. Skin care products should be labelled with the child's name and dispensed using a disposable applicator.

** See Preventing and Managing Illnesses in Child Care Centres manual for information on managing cloth diapers and soiled clothing.